
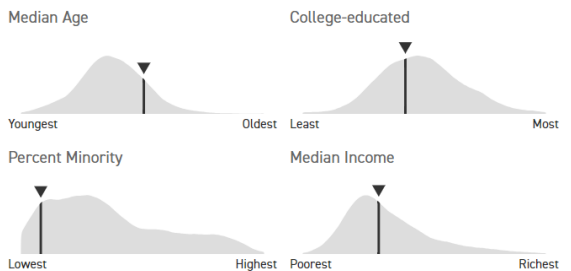





Michigan Association of Chiropractors (MAC) District 1

Counties: Monroe, Wayne

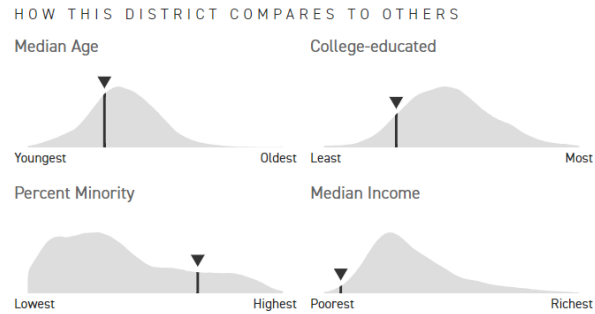
MAC District 1 Congressional Districts

District	County	Incumbent (Party-Hometown)	Years in Office	Communities Represented															
7 th	Monroe	<p>Tim Walberg (R-Tipton) <i>Member, Energy and Commerce</i></p>  <table border="1"> <thead> <tr> <th>Percent</th> <th>Candidate</th> <th>Party</th> <th>Votes</th> <th>Winner</th> </tr> </thead> <tbody> <tr> <td>53.8%</td> <td>Tim Walberg*</td> <td>GOP</td> <td>158,885</td> <td>✓</td> </tr> <tr> <td>46.2%</td> <td>Gretchen Driskell</td> <td>Dem</td> <td>136,410</td> <td></td> </tr> </tbody> </table> <p>VOTING HISTORY</p> <p>For this seat For president</p> <p>2012 +10 +12 +15 2016 2008 +3 +3 +17 2016</p> <p>HOW THIS DISTRICT COMPARES TO OTHERS</p> <p>Median Age College-educated</p>  <p>Youngest Oldest Least Most</p> <p>Percent Minority Median Income</p> <p>Lowest Highest Poorest Richest</p> <p>MIRS Analysis (November 6, 2018): In the 7th District, conservative U.S. Rep. Tim WALBERG (R-Tipton) found himself singing from the hymnal of bipartisanship after the primary for in his second straight victory over Gretchen DRISKELL.</p> <p>Walberg, 67, will serve his sixth term in Congress</p>	Percent	Candidate	Party	Votes	Winner	53.8%	Tim Walberg*	GOP	158,885	✓	46.2%	Gretchen Driskell	Dem	136,410		2007-2008, 2011-Present	Monroe County
Percent	Candidate	Party	Votes	Winner															
53.8%	Tim Walberg*	GOP	158,885	✓															
46.2%	Gretchen Driskell	Dem	136,410																


		<p>representing the Eaton County-to-Monroe County district on the back of strong support in the district's Ohio border counties.</p> <p>Driskell, 59, the former two-term House member and Saline mayor, picked up strong support in Eaton, Jackson and her home Washtenaw County. Her defeat was closer than the 15-point margin Walberg beat her by in 2016 when Trump polled strong in the 7th.</p> <p>A variation of this district was last represented by a Democrat in 2009-10, when Mark SCHAUER unseated Walberg for a term during the Obama wave election year.</p>																						
11 th	Wayne	<p>Haley Stevens (D-Birmingham)</p>  <table border="1"> <thead> <tr> <th>Percent</th> <th>Candidate</th> <th>Party</th> <th>Votes</th> <th>Winner</th> </tr> </thead> <tbody> <tr> <td>51.8%</td> <td>Haley Stevens</td> <td>Dem</td> <td>181,706</td> <td>✓</td> </tr> <tr> <td>45.2%</td> <td>Lena Epstein</td> <td>GOP</td> <td>158,331</td> <td></td> </tr> <tr> <td>3%</td> <td>Other</td> <td></td> <td>10,519</td> <td></td> </tr> </tbody> </table> <p>VOTING HISTORY</p> <p>For this seat For president</p> <p>2012 +6 +15 +13 2016 2008 +2 +5 +4 2016</p>	Percent	Candidate	Party	Votes	Winner	51.8%	Haley Stevens	Dem	181,706	✓	45.2%	Lena Epstein	GOP	158,331		3%	Other		10,519		2019-Present	Wayne County (part) Clinton Township Livonia city Northville city Northville Township Plymouth city Plymouth Township
Percent	Candidate	Party	Votes	Winner																				
51.8%	Haley Stevens	Dem	181,706	✓																				
45.2%	Lena Epstein	GOP	158,331																					
3%	Other		10,519																					

		<p>HOW THIS DISTRICT COMPARES TO OTHERS</p> <p>Median Age College-educated</p>  <p>MIRS Analysis (November 6, 2018): Democrats and Republicans will represent the same number for Michigan in the U.S. House in 2019-2020 after the Democratic nominee Haley STEVENS captured the 11th district, amid strong Democratic turnout statewide.</p> <p>Stevens, dubbed by President Barack OBAMA's auto rescue team as the effort's chief of staff roughly nine years ago, defeated Lena EPSTEIN, Trump's former campaign co-chair in Michigan in a western Wayne/Oakland County seat that has not been held by a Democrat under its current configuration.</p> <p>Stevens polled particularly well in Wayne County while Epstein wasn't able to make up enough ground in more rural areas of Oakland County, her association with Trump making her toxic in the district's more white-collar areas.</p> <p>Now-U.S. Sen. Gary PETERS represented significant parts of the district before it was redrawn and Peters' home was roped into the now-14th Congressional District with northern Detroit and Pontiac. It's currently represented by U.S. Rep. David TROTT (R-Birmingham), who is leaving after four years in office.</p>		
12 th	Wayne	<p>Debbie Dingell (Dearborn) <i>Member, Energy and Commerce (Health Subcommittee)</i></p> 	2015-Present	Wayne County (part) Allen Park city Belleville city Brownstown Township Dearborn city Dearborn Heights city (part) Flat Rock city Gibraltar city Grosse Ile Township Huron Township

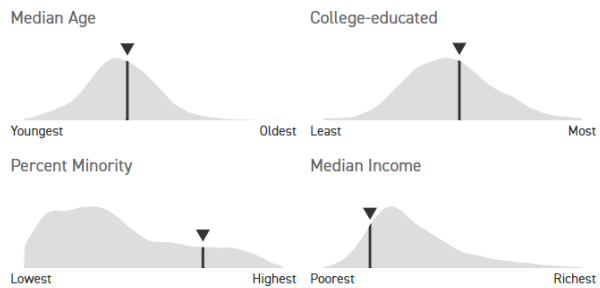
		<table border="1"> <thead> <tr> <th>Percent</th> <th>Candidate</th> <th>Party</th> <th>Votes</th> <th>Winner</th> </tr> </thead> <tbody> <tr> <td>68.2%</td> <td>Debbie Dingell*</td> <td>Dem</td> <td>199,690</td> <td>✓</td> </tr> <tr> <td>28.8%</td> <td>Jeff Jones</td> <td>GOP</td> <td>84,220</td> <td></td> </tr> <tr> <td>3%</td> <td>Other</td> <td></td> <td>8,891</td> <td></td> </tr> </tbody> </table> <p>VOTING HISTORY</p> <p>For this seat For president</p> <p>2012 +39 +34 +35 2016 2008 +36 +33 +26 2016</p> <p>HOW THIS DISTRICT COMPARES TO OTHERS</p> <p>Median Age College-educated</p>	Percent	Candidate	Party	Votes	Winner	68.2%	Debbie Dingell*	Dem	199,690	✓	28.8%	Jeff Jones	GOP	84,220		3%	Other		8,891			<p>Lincoln Park city Riverview city Rockwood city Southgate city Sumpter Township Taylor city Trenton city Van Buren Township Woodhaven city Wyandotte city</p>
Percent	Candidate	Party	Votes	Winner																				
68.2%	Debbie Dingell*	Dem	199,690	✓																				
28.8%	Jeff Jones	GOP	84,220																					
3%	Other		8,891																					
13 th	Wayne	<p>Rashida Tlaib (D-Detroit)</p> <table border="1"> <thead> <tr> <th>Percent</th> <th>Candidate</th> <th>Party</th> <th>Votes</th> <th>Winner</th> </tr> </thead> <tbody> <tr> <td>84.6%</td> <td>Rashida Tlaib</td> <td>Dem</td> <td>163,782</td> <td>✓</td> </tr> <tr> <td>11.3%</td> <td>Sam Johnson</td> <td></td> <td>21,978</td> <td></td> </tr> <tr> <td>4.1%</td> <td>Other</td> <td></td> <td>7,903</td> <td></td> </tr> </tbody> </table> <p>VOTING HISTORY</p> <p>For this seat For president</p> <p>2012 +69 +63 +61 2016 2008 +71 +71 +61 2016</p>	Percent	Candidate	Party	Votes	Winner	84.6%	Rashida Tlaib	Dem	163,782	✓	11.3%	Sam Johnson		21,978		4.1%	Other		7,903		2019-Present	<p>Wayne County (part) Dearborn Heights city (part) Detroit city (part) Ecorse city Garden City city Highland Park city Inkster city Melvindale city Redford Township River Rouge city Romulus city Wayne city Westland city</p>
Percent	Candidate	Party	Votes	Winner																				
84.6%	Rashida Tlaib	Dem	163,782	✓																				
11.3%	Sam Johnson		21,978																					
4.1%	Other		7,903																					



Former state representative (2009-2014), attorney and advocate, Sugar Law Center, made headlines for heckling President Trump, will be one of two of the first Muslim women in Congress

14 th	Wayne	<p>Brenda Lawrence (D-Southfield) <i>Member, Appropriations</i></p>  <table border="1"> <thead> <tr> <th>Percent</th> <th>Candidate</th> <th>Party</th> <th>Votes</th> <th>Winner</th> </tr> </thead> <tbody> <tr> <td>80.8%</td> <td>Brenda Lawrence*</td> <td>Dem</td> <td>210,973</td> <td>✓</td> </tr> <tr> <td>17.4%</td> <td>Marc Herschfus</td> <td>GOP</td> <td>45,539</td> <td></td> </tr> <tr> <td>1.8%</td> <td>Other</td> <td></td> <td>4,702</td> <td></td> </tr> </tbody> </table> <p>VOTING HISTORY</p> <p>For this seat: 2012 (+67, +58, +60) 2016</p> <p>For president: 2008 (+65, +62, +61) 2016</p>	Percent	Candidate	Party	Votes	Winner	80.8%	Brenda Lawrence*	Dem	210,973	✓	17.4%	Marc Herschfus	GOP	45,539		1.8%	Other		4,702		2015-Present	<p>Wayne County (part) Detroit city (part) Grosse Pointe city Grosse Pointe Farms city Grosse Pointe Park city Grosse Pointe Woods city Hamtramck city Harper Woods city Village of Grosse Pointe Shores</p>
Percent	Candidate	Party	Votes	Winner																				
80.8%	Brenda Lawrence*	Dem	210,973	✓																				
17.4%	Marc Herschfus	GOP	45,539																					
1.8%	Other		4,702																					


HOW THIS DISTRICT COMPARES TO OTHERS



Michigan Association of Chiropractors (MAC) District 2

Counties: Huron, Lapeer, Macomb, Sanilac, St. Clair

MAC District 2 Congressional Districts

District	County	Incumbent (Party-Hometown)	Assumed Office	Communities Represented																				
9 th	Macomb	<p>Andy Levin (D-Bloomfield Township) <i>Member, Veterans Affairs</i></p>  <table border="1"> <thead> <tr> <th>Percent</th> <th>Candidate</th> <th>Party</th> <th>Votes</th> <th>Winner</th> </tr> </thead> <tbody> <tr> <td>59.6%</td> <td>Andy Levin</td> <td>Dem</td> <td>181,844</td> <td>✓</td> </tr> <tr> <td>36.8%</td> <td>Candius Stearns</td> <td>GOP</td> <td>112,309</td> <td></td> </tr> <tr> <td>3.6%</td> <td>Other</td> <td></td> <td>10,865</td> <td></td> </tr> </tbody> </table> <p>VOTING HISTORY</p> <p>For this seat: 2012 (+28), +24, +21, 2016</p> <p>For president: 2008 (+18), +15, +8, 2016</p> <p>HOW THIS DISTRICT COMPARES TO OTHERS</p> <p>Median Age: Youngest to Oldest</p> <p>College-educated: Least to Most</p> <p>Percent Minority: Lowest to Highest</p> <p>Median Income: Poorest to Richest</p> <p>Son of former Rep. Sander Levin, who retired. Former Director, Michigan Department of Labor and Economic</p>	Percent	Candidate	Party	Votes	Winner	59.6%	Andy Levin	Dem	181,844	✓	36.8%	Candius Stearns	GOP	112,309		3.6%	Other		10,865		2019-Present	<p>Macomb County (part)</p> <p>Center Line city</p> <p>Clinton Township</p> <p>Eastpointe city</p> <p>Fraser city</p> <p>Mt Clemens city</p> <p>Roseville city</p> <p>St Clair Shores city</p> <p>Sterling Heights city (part)</p> <p>Village of Grosse Pointe Shores</p> <p>Warren city</p>
Percent	Candidate	Party	Votes	Winner																				
59.6%	Andy Levin	Dem	181,844	✓																				
36.8%	Candius Stearns	GOP	112,309																					
3.6%	Other		10,865																					

Growth (2010-2011), clean energy consultant, active member of organized labor.

MIRS Analysis (November 6, 2018): In the 9th District, Andy LEVIN will follow his father's footsteps into Congress by fending off a spirited challenge from Republican small business owner Candius STEARNS.

Stearns was banking on Trump's popularity allowing her to run up some margins in Macomb County, but those didn't materialize.

10th

Huron
Lapeer
Macomb
Sanilac
St. Clair

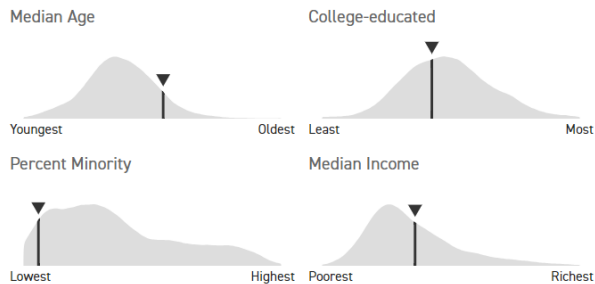
Paul Mitchell (R-Harrison Township)
Member, Armed Services



Percent	Candidate	Party	Votes	Winner
60.3%	Paul Mitchell*	GOP	182,870	✓
35%	Kimberly Bizon	Dem	106,098	
4.7%	Other		14,272	



HOW THIS DISTRICT COMPARES TO OTHERS




2017-Present

Huron County
Lapeer County
Macomb County (part)
 Armada Township
 Bruce Township
 Chesterfield Township
 Harrison Township
 Lenox Township
 Macomb Township
 Memphis city
 New Baltimore city
 Ray Township
 Richmond city
 Richmond Township
 Shelby Township
 Sterling Heights city (part)
 Utica city
 Washington Township
Sanilac County
St. Clair County

Michigan Association of Chiropractors (MAC) District 3

Counties: Oakland

MAC District 3 Congressional Districts

District	County	Incumbent (Party-Hometown)	Assumed Office	Communities Represented																				
8 th	Oakland	<p>Elissa Slotkin (D-Holly) <i>Member, Armed Services</i></p>  <table border="1"> <thead> <tr> <th>Percent</th> <th>Candidate</th> <th>Party</th> <th>Votes</th> <th>Winner</th> </tr> </thead> <tbody> <tr> <td>50.6%</td> <td>Elissa Slotkin</td> <td>Dem</td> <td>172,878</td> <td>✓</td> </tr> <tr> <td>46.8%</td> <td>Mike Bishop*</td> <td>GOP</td> <td>159,804</td> <td></td> </tr> <tr> <td>2.6%</td> <td>Other</td> <td></td> <td>8,928</td> <td></td> </tr> </tbody> </table> <p>VOTING HISTORY</p> <p>For this seat: 2012 (+21, +13, +17) 2016 (+6, +3, +7) 2016</p> <p>For president: 2008 (+6, +3, +7) 2016</p> <p>HOW THIS DISTRICT COMPARES TO OTHERS</p> <p>Median Age: Youngest to Oldest</p> <p>College-educated: Least to Most</p> <p>Percent Minority: Lowest to Highest</p> <p>Median Income: Poorest to Richest</p> <p>Consultant, former CIA Middle East analyst, served differing Defense and Intelligence roles in the White House under both Bush 43 and Obama.</p>	Percent	Candidate	Party	Votes	Winner	50.6%	Elissa Slotkin	Dem	172,878	✓	46.8%	Mike Bishop*	GOP	159,804		2.6%	Other		8,928		2019-Present	<p>Oakland County (part)</p> <ul style="list-style-type: none"> Addison Township Brandon Township Fenton city Groveland Township Holly Township Independence Township Oakland Township Orion Township Oxford Township Rochester city Rochester Hills city (part) Rose Township Springfield Township Village of Clarkston city
Percent	Candidate	Party	Votes	Winner																				
50.6%	Elissa Slotkin	Dem	172,878	✓																				
46.8%	Mike Bishop*	GOP	159,804																					
2.6%	Other		8,928																					

MIRS Analysis (November 6, 2018): Democrats and Republicans will represent the same number for Michigan in the U.S. House in 2019-2020 after the Democratic nominee Elissa SLOTKIN captured the 8th district amid strong Democratic turnout statewide.

Slotkin, a former national security official under two administrations, will become the first Democrat in 18 years to represent the 8th Congressional District after narrowly unseating U.S. Rep. Mike BISHOP (R-Rochester).

Slotkin blew out Bishop in Ingham County and Bishop couldn't make up the difference in traditionally bright red Livingston County or northern Oakland County, the anti-Donald TRUMP sentiment over this part of Metro Detroit poisoning the well for him.

9th

Oakland

Andy Levin (D-Bloomfield Township)
Member, Veterans Affairs

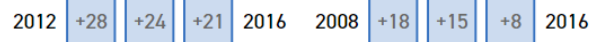


Percent	Candidate	Party	Votes	Winner
59.6%	Andy Levin	Dem	181,844	✓
36.8%	Candius Stearns	GOP	112,309	
3.6%	Other		10,865	

VOTING HISTORY

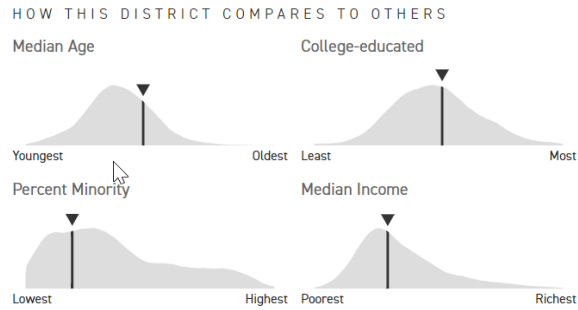
For this seat

For president



2019-Present

Oakland County (part)
 Berkley city
 Bloomfield Township
 Clawson city (part)
 Ferndale city
 Hazel Park city
 Huntington Woods city
 Madison Heights city
 Pleasant Ridge city
 Royal Oak city
 Southfield Township



Son of former Rep. Sander Levin, who retired. Former Director, Michigan Department of Labor and Economic Growth (2010-2011), clean energy consultant, active member of organized labor.

MIRS Analysis (November 6, 2018): In the 9th District, Andy LEVIN will follow his father's footsteps into Congress by fending off a spirited challenge from Republican small business owner Candius STEARNS.

Stearns was banking on Trump's popularity allowing her to run up some margins in Macomb County, but those didn't materialize.

11th

Oakland

Haley Stevens (D-Birmingham)





Percent	Candidate	Party	Votes	Winner
51.8%	Haley Stevens	Dem	181,706	✓
45.2%	Lena Epstein	GOP	158,331	
3%	Other		10,519	

VOTING HISTORY



2019-Present

Oakland County (part)
 Auburn Hills city
 Birmingham city
 Bloomfield Hills city
 Clawson city (part)
 Commerce Township
 Farmington city
 Highland Township
 Lake Angelus city
 Lyon Township
 Milford Township
 Northville city
 Novi city
 Novi Township
 Rochester Hills city (part)
 South Lyon city
 Troy city
 Walled Lake city
 Waterford Township
 West Bloomfield Township (part)

		<p>HOW THIS DISTRICT COMPARES TO OTHERS</p> <p>Median Age College-educated</p>  <p>MIRS Analysis (November 6, 2018): Democrats and Republicans will represent the same number for Michigan in the U.S. House in 2019-2020 after the Democratic nominee Haley STEVENS captured the 11th district, amid strong Democratic turnout statewide.</p> <p>Stevens, dubbed by President Barack OBAMA's auto rescue team as the effort's chief of staff roughly nine years ago, defeated Lena EPSTEIN, Trump's former campaign co-chair in Michigan in a western Wayne/Oakland County seat that has not been held by a Democrat under its current configuration.</p> <p>Stevens polled particularly well in Wayne County while Epstein wasn't able to make up enough ground in more rural areas of Oakland County, her association with Trump making her toxic in the district's more white-collar areas.</p> <p>Now-U.S. Sen. Gary PETERS represented significant parts of the district before it was redrawn and Peters' home was roped into the now-14th Congressional District with northern Detroit and Pontiac. It's currently represented by U.S. Rep. David TROTT (R-Birmingham), who is leaving after four years in office.</p>		<p>White Lake Township Wixom city</p>
<p>14th</p>	<p>Oakland</p>	<p>Brenda Lawrence (D-Southfield) <i>Member, Appropriations</i></p> 	<p>2015-Present</p>	<p>Oakland County (part) Farmington Hills city Keego Harbor city Lathrup Village city Oak Park city Orchard Lake city Pontiac city Royal Oak Township Southfield city</p>

Percent	Candidate	Party	Votes	Winner
80.8%	Brenda Lawrence*	Dem	210,973	✓

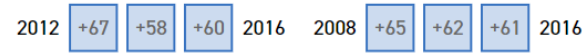
17.4%	Marc Herschfus	GOP	45,539	
-------	----------------	-----	--------	--

1.8%	Other		4,702	
------	-------	--	-------	--

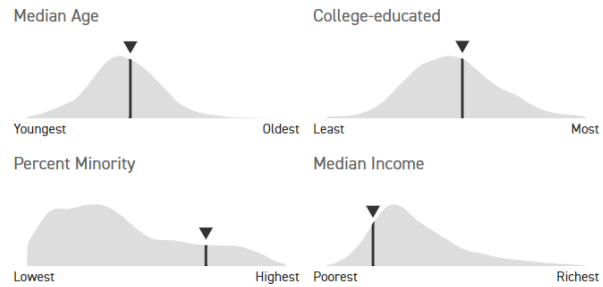
VOTING HISTORY

For this Seat

For president



HOW THIS DISTRICT COMPARES TO OTHERS








Sylvan Lake city
West Bloomfield Township
(part)

Michigan Association of Chiropractors (MAC) District 4

Counties: Hillsdale, Ingham, Jackson, Livingston, Lenawee, Washtenaw


MAC District 4 Congressional Districts

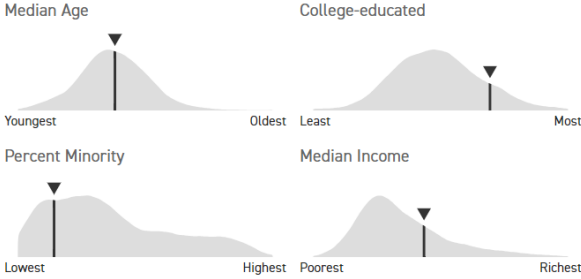

District	County	Incumbent (Party-Hometown)	Assumed Office	Communities Represented															
7 th	Hillsdale Jackson Lenawee Washtenaw	<p>Tim Walberg (R-Tipton) <i>Member, Energy and Commerce</i></p>  <table border="1"> <thead> <tr> <th>Percent</th> <th>Candidate</th> <th>Party</th> <th>Votes</th> <th>Winner</th> </tr> </thead> <tbody> <tr> <td>53.8%</td> <td>Tim Walberg*</td> <td>GOP</td> <td>158,885</td> <td>✓</td> </tr> <tr> <td>46.2%</td> <td>Gretchen Driskell</td> <td>Dem</td> <td>136,410</td> <td></td> </tr> </tbody> </table> <p>VOTING HISTORY</p> <p>For this seat For president</p> <p>2012 +10 +12 +15 2016 2008 +3 +3 +17 2016</p> <p>HOW THIS DISTRICT COMPARES TO OTHERS</p> <div style="display: flex; justify-content: space-around;"> <div style="text-align: center;"> <p>Median Age</p>  <p>Youngest Oldest</p> </div> <div style="text-align: center;"> <p>College-educated</p>  <p>Least Most</p> </div> </div> <div style="display: flex; justify-content: space-around; margin-top: 10px;"> <div style="text-align: center;"> <p>Percent Minority</p>  <p>Lowest Highest</p> </div> <div style="text-align: center;"> <p>Median Income</p>  <p>Poorest Richest</p> </div> </div> <p>MIRS Analysis (November 6, 2018): In the 7th District, conservative U.S. Rep. Tim WALBERG (R-Tipton) found himself singing from the hymnal of bipartisanship after the primary for in his second straight victory over Gretchen DRISKELL.</p> <p>Walberg, 67, will serve his sixth term in Congress</p>	Percent	Candidate	Party	Votes	Winner	53.8%	Tim Walberg*	GOP	158,885	✓	46.2%	Gretchen Driskell	Dem	136,410		2007-2008, 2011-Present	<p>Hillsdale County Jackson County Lenawee County Washtenaw County (part)</p> <p>Augusta Township Bridgewater Township Chelsea city Dexter Township Freedom Township Lima Township Lodi Township Lyndon Township Manchester Township Milan city Northfield Township Pittsfield Township (part) Salem Township Saline city Saline Township Scio Township (part) Sharon Township Sylvan Township Webster Township York Township</p>
Percent	Candidate	Party	Votes	Winner															
53.8%	Tim Walberg*	GOP	158,885	✓															
46.2%	Gretchen Driskell	Dem	136,410																

representing the Eaton County-to-Monroe County district on the back of strong support in the district's Ohio border counties.

Driskell, 59, the former two-term House member and Saline mayor, picked up strong support in Eaton, Jackson and her home Washtenaw County. Her defeat was closer than the 15-point margin Walberg beat her by in 2016 when Trump polled strong in the 7th.

A variation of this district was last represented by a Democrat in 2009-10, when Mark SCHAUER unseated Walberg for a term during the Obama wave election year.

8 th	Ingham Livingston	<p>Elissa Slotkin (D-Holly) <i>Member, Armed Services</i></p>  <table border="1"> <thead> <tr> <th>Percent</th> <th>Candidate</th> <th>Party</th> <th>Votes</th> <th>Winner</th> </tr> </thead> <tbody> <tr> <td>50.6%</td> <td>Elissa Slotkin</td> <td>Dem</td> <td>172,878</td> <td>✓</td> </tr> <tr> <td>46.8%</td> <td>Mike Bishop*</td> <td>GOP</td> <td>159,804</td> <td></td> </tr> <tr> <td>2.6%</td> <td>Other</td> <td></td> <td>8,928</td> <td></td> </tr> </tbody> </table> <p>VOTING HISTORY</p> <p>For this seat</p> <p>2012 +21 +13 +17 2016</p> <p>For president</p> <p>2008 +6 +3 +7 2016</p>	Percent	Candidate	Party	Votes	Winner	50.6%	Elissa Slotkin	Dem	172,878	✓	46.8%	Mike Bishop*	GOP	159,804		2.6%	Other		8,928		2019-Present	Ingham County Livingston County
Percent	Candidate	Party	Votes	Winner																				
50.6%	Elissa Slotkin	Dem	172,878	✓																				
46.8%	Mike Bishop*	GOP	159,804																					
2.6%	Other		8,928																					

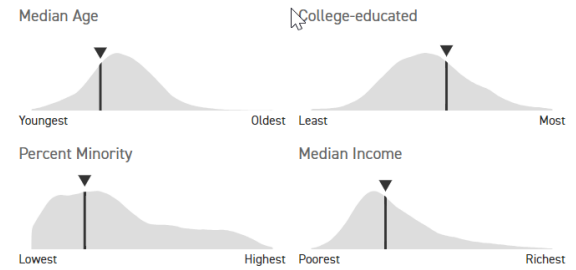
		<p>HOW THIS DISTRICT COMPARES TO OTHERS</p>  <p>Consultant, former CIA Middle East analyst, served differing Defense and Intelligence roles in the White House under both Bush 43 and Obama.</p> <p>MIRS Analysis (November 6, 2018): Democrats and Republicans will represent the same number for Michigan in the U.S. House in 2019-2020 after the Democratic nominee Elissa SLOTKIN captured the 8th district amid strong Democratic turnout statewide.</p> <p>Slotkin, a former national security official under two administrations, will become the first Democrat in 18 years to represented the 8th Congressional District after narrowly unseating U.S. Rep. Mike BISHOP (R-Rochester).</p> <p>Slotkin blew out Bishop in Ingham County and Bishop couldn't make up the difference in traditionally bright red Livingston County or northern Oakland County, the anti-Donald TRUMP sentiment over this part of Metro Detroit poisoning the well for him.</p>		
12 th	Washtenaw	<p>Debbie Dingell (Dearborn) <i>Member, Energy and Commerce (Health Subcommittee)</i></p> 	2015-Present	<p>Washtenaw County (part) Ann Arbor city Ann Arbor Township Pittsfield Township (part) Scio Township (part) Superior Township Ypsilanti city Ypsilanti Township</p>

Percent	Candidate	Party	Votes	Winner
68.2%	Debbie Dingell*	Dem	199,690	✓
28.8%	Jeff Jones	GOP	84,220	
3%	Other		8,891	

VOTING HISTORY




HOW THIS DISTRICT COMPARES TO OTHERS









Michigan Association of Chiropractors (MAC) District 5

Counties: Bay, Clinton, Genesee, Gratiot, Isabella, Midland, Saginaw, Shiawassee, Tuscola

MAC District 5 Congressional Districts

District	County	Incumbent (Party-Hometown)	Assumed Office	Communities Represented															
4 th	Clinton Gratiot Isabella Midland Saginaw Shiawassee	<p>John Moolenaar (R-Midland) <i>Member, Appropriations</i></p>  <table border="1"> <thead> <tr> <th>Percent</th> <th>Candidate</th> <th>Party</th> <th>Votes</th> <th>Winner</th> </tr> </thead> <tbody> <tr> <td>62.6%</td> <td>John Moolenaar*</td> <td>GOP</td> <td>178,512</td> <td>✓</td> </tr> <tr> <td>37.4%</td> <td>Jerry Hilliard</td> <td>Dem</td> <td>106,539</td> <td></td> </tr> </tbody> </table> <p>VOTING HISTORY</p> <p>For this seat: 2012 (+30), +17, +30, 2016; For president: 2008 (+1), +8, +25, 2016</p> <p>HOW THIS DISTRICT COMPARES TO OTHERS</p> <p>Median Age: Youngest to Oldest</p> <p>College-educated: Least to Most</p> <p>Percent Minority: Lowest to Highest</p> <p>Median Income: Poorest to Richest</p>	Percent	Candidate	Party	Votes	Winner	62.6%	John Moolenaar*	GOP	178,512	✓	37.4%	Jerry Hilliard	Dem	106,539		2015-Present	Clinton County Gratiot County Isabella County Midland County Saginaw County (part) Albee Township Birch Run Township Brady Township Brant Township Chapin Township Chesaning Township Frankenmuth city Frankenmuth Township Fremont Township James Township Jonesfield Township Kochville Township Lakefield Township Maple Grove Township Marion Township Richland Township Saginaw Township (part) St Charles Township Swan Creek Township Taymouth Township Thomas Township Tittabawassee Township Shiawassee County
Percent	Candidate	Party	Votes	Winner															
62.6%	John Moolenaar*	GOP	178,512	✓															
37.4%	Jerry Hilliard	Dem	106,539																
5 th	Bay Genesee Saginaw	<p>Dan Kildee (D-Flint) <i>Member, Ways and Means</i></p>	2013-Present	Bay County Genesee County Saginaw County (part)															

	Tuscola	 <table border="1" data-bbox="573 300 1182 503"> <thead> <tr> <th>Percent</th> <th>Candidate</th> <th>Party</th> <th>Votes</th> <th>Winner</th> </tr> </thead> <tbody> <tr> <td>59.5%</td> <td>Daniel Kildee*</td> <td>Dem</td> <td>164,521</td> <td>✓</td> </tr> <tr> <td>35.9%</td> <td>Travis Wines</td> <td>GOP</td> <td>99,269</td> <td></td> </tr> <tr> <td>4.6%</td> <td>Other</td> <td></td> <td>12,645</td> <td></td> </tr> </tbody> </table> <p data-bbox="573 532 842 557">VOTING HISTORY</p> <p data-bbox="573 586 1146 678"> For this seat For president 2012 +33 +36 +26 2016 2008 +28 +22 +4 2016 </p> <p data-bbox="573 724 1010 740">HOW THIS DISTRICT COMPARES TO OTHERS</p> <p data-bbox="573 756 1136 1019"> Median Age College-educated   Youngest Oldest Least Most Percent Minority Median Income   Lowest Highest Poorest Richest </p>	Percent	Candidate	Party	Votes	Winner	59.5%	Daniel Kildee*	Dem	164,521	✓	35.9%	Travis Wines	GOP	99,269		4.6%	Other		12,645			Blumfield Township Bridgeport Township Buena Vista Township Carrollton Township Saginaw city Saginaw Township (part) Spaulding Township Zilwaukee city Zilwaukee Township Tuscola County (part) Arbela Township Denmark Township Gilford Township Millington Township Tuscola Township Vassar city Vassar Township (part)
Percent	Candidate	Party	Votes	Winner																				
59.5%	Daniel Kildee*	Dem	164,521	✓																				
35.9%	Travis Wines	GOP	99,269																					
4.6%	Other		12,645																					
10 th	Tuscola	Paul Mitchell (R-Harrison Township) <i>Member, Armed Services</i>  <table border="1" data-bbox="573 1307 1182 1502"> <thead> <tr> <th>Percent</th> <th>Candidate</th> <th>Party</th> <th>Votes</th> <th>Winner</th> </tr> </thead> <tbody> <tr> <td>60.3%</td> <td>Paul Mitchell*</td> <td>GOP</td> <td>182,870</td> <td>✓</td> </tr> <tr> <td>35%</td> <td>Kimberly Bizon</td> <td>Dem</td> <td>106,098</td> <td></td> </tr> <tr> <td>4.7%</td> <td>Other</td> <td></td> <td>14,272</td> <td></td> </tr> </tbody> </table>	Percent	Candidate	Party	Votes	Winner	60.3%	Paul Mitchell*	GOP	182,870	✓	35%	Kimberly Bizon	Dem	106,098		4.7%	Other		14,272		2017-Present	Tuscola County (part) Akron Township Almer Township Caro city Columbia Township Dayton Township Elkland Township Ellington Township Elmwood Township Fairgrove Township Fremont Township Indianfields Township Juniata Township Kingston Township Koylton Township
Percent	Candidate	Party	Votes	Winner																				
60.3%	Paul Mitchell*	GOP	182,870	✓																				
35%	Kimberly Bizon	Dem	106,098																					
4.7%	Other		14,272																					

For this seat

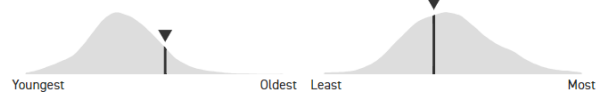
For president

2012 +39 +39 +31 2016 2008 +2 +12 +32 2016

HOW THIS DISTRICT COMPARES TO OTHERS

Median Age

College-educated



Percent Minority

Median Income


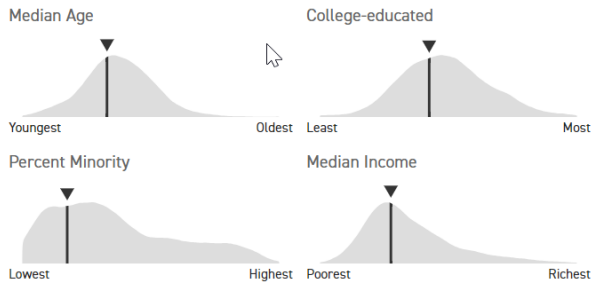



Novesta Township
Vassar Township (part)
Watertown Township
Wells Township
Wisner Township

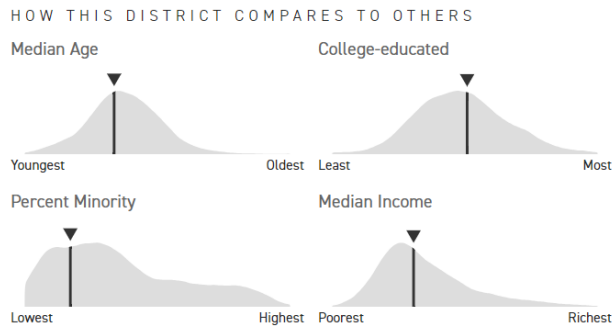
Michigan Association of Chiropractors (MAC) District 6

Counties: Allegan, Barry, Berrien, Branch, Calhoun, Cass, Eaton, Kalamazoo, St. Joseph, Van Buren

MAC District 6 Congressional Districts

District	County	Incumbent (Party-Hometown)	Assumed Office	Communities Represented																				
2 nd	Allegan	<p>Bill Huizenga (R-Zeeland)</p>  <table border="1"> <thead> <tr> <th>Percent</th> <th>Candidate</th> <th>Party</th> <th>Votes</th> <th>Winner</th> </tr> </thead> <tbody> <tr> <td>55.3%</td> <td>Bill Huizenga*</td> <td>GOP</td> <td>169,349</td> <td>✓</td> </tr> <tr> <td>43%</td> <td>Rob Davidson</td> <td>Dem</td> <td>131,621</td> <td></td> </tr> <tr> <td>1.7%</td> <td>Other</td> <td></td> <td>5,239</td> <td></td> </tr> </tbody> </table> <p>VOTING HISTORY</p> <p>For this seat For president</p> <p>2012 +27 +30 +30 2016 2008 +2 +13 +18 2016</p> <p>HOW THIS DISTRICT COMPARES TO OTHERS</p> <p>Median Age College-educated</p>  <p>MIRS Analysis (November 6, 2018): In the 2nd District, U.S. Rep. Bill HUIZENGA (R-Zeeland) swatted Democrat Dr. Rob DAVIDSON in the most competitive West Michigan congressional district in</p>	Percent	Candidate	Party	Votes	Winner	55.3%	Bill Huizenga*	GOP	169,349	✓	43%	Rob Davidson	Dem	131,621		1.7%	Other		5,239		2011-Present	Allegan (part) Holland city (part)
Percent	Candidate	Party	Votes	Winner																				
55.3%	Bill Huizenga*	GOP	169,349	✓																				
43%	Rob Davidson	Dem	131,621																					
1.7%	Other		5,239																					

		<p>decades.</p> <p>Huizenga captured the population bases in Ottawa and Muskegon while Davidson managed support in some of the district's smaller counties.</p> <p>The emergency room doctor managed to raise around \$1 million and benefited from the Michigan Democratic Party making an issue about Huizenga's use of campaign funds to buy expensive meals in out-of-state vacation locations like DisneyWorld.</p> <p>Huizenga found himself on his heels defending his support to eliminate the Affordable Care Act (ACA). Instead, he looked for ways to change the conversation to one about the country's improving economy and preserving local economic drivers like the S.S. Badger coal-fired ferry from Ludington to Wisconsin.</p>																						
3 rd	Barry Calhoun	<p>Justin Amash (R-Grand Rapids)</p>  <table border="1"> <thead> <tr> <th>Percent</th> <th>Candidate</th> <th>Party</th> <th>Votes</th> <th>Winner</th> </tr> </thead> <tbody> <tr> <td>55.1%</td> <td>Justin Amash*</td> <td>GOP</td> <td>162,038</td> <td>✓</td> </tr> <tr> <td>42.5%</td> <td>Cathy Albro</td> <td>Dem</td> <td>124,981</td> <td></td> </tr> <tr> <td>2.4%</td> <td>Other</td> <td></td> <td>7,163</td> <td></td> </tr> </tbody> </table> <p>VOTING HISTORY</p> <p>For this seat For president</p> <p>2012 +8 +19 +22 2016 2008 +1 +7 +9 2016</p>	Percent	Candidate	Party	Votes	Winner	55.1%	Justin Amash*	GOP	162,038	✓	42.5%	Cathy Albro	Dem	124,981		2.4%	Other		7,163		2011-Present	Barry County Calhoun County
Percent	Candidate	Party	Votes	Winner																				
55.1%	Justin Amash*	GOP	162,038	✓																				
42.5%	Cathy Albro	Dem	124,981																					
2.4%	Other		7,163																					



MIRS Analysis (November 6, 2018): In the 3rd District, U.S. Rep. Justin AMASH (R-Cascade Twp.) survived a deteriorating Republican brand in Kent and Calhoun counties to win a fifth term in Congress. The libertarian-leaning Amash managed to genuinely separate himself from Trump and Republican leadership while Democratic opponent Cathy ALBRO struggled with raising funds.

Without the attention of the Democratic Congressional Committee, the Middleville owner of an education-focused childcare center found herself often left to her own devices.

6th

Allegan
Berrien
Cass
Kalamazoo
St. Joseph
Van Buren

Fred Upton (R-St. Joseph)
Member, Energy and Commerce

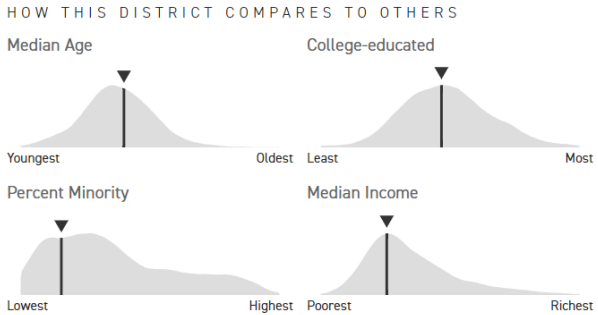


Percent	Candidate	Party	Votes	Winner
50.2%	Fred Upton*	GOP	147,437	✓
45.7%	Matt Longjohn	Dem	134,069	
4.1%	Other		11,923	

1987-Present

Allegan County (part)
Allegan city
Allegan Township
Casco Township
Cheshire Township
Clyde Township
Dorr Township
Village of Douglas city
Fennville city
Fillmore Township
Ganges Township
Gunplain Township
Heath Township
Holland city (part)
Hopkins Township
Laketown Township
Lee Township
Leighton Township
Manlius Township
Martin Township
Monterey Township

VOTING HISTORY



MIRS Analysis (November 6, 2018): In the 6th District, U.S. Rep. Fred UPTON (R-St. Joseph) withstood a spirited challenge from former YMCA Medical Director Matt LONGJOHN, whose use of his medical doctorate degree during the campaign became an issue.

Upton's narrow win over the Democrat was his closest-ever General Election margin. Prior to his election, Democrat Mike O'BRIEN had come to the closest with an 11.98 percent margin in 2012.

Longjohn is not licensed to practice in medicine in Michigan, but used imagery during the campaign that suggested he saw patients as part of his job. His background is on the administrative side (See "Longjohn Heralds Legal Defense For 'MD' Title; Complaint Against Him Filed," 10/5/18).

Upton had flirted with running for the U.S. Senate for much of 2017 before opting to run for re-election. Like Walberg, Upton made opioid reform legislation a centerpiece of his campaign, but unlike Walberg, Upton is a member of the bipartisan Problem Solvers Caucus.

The win means the former U.S. House Energy and Commerce Committee chair will serve a 17th term in Congress, making him the most senior member of the Michigan delegation with the retirement of U.S. Rep.

- Otsego city
- Otsego Township
- Overisel Township
- Plainwell city
- Salem Township
- Saugatuck city
- Saugatuck Township
- South Haven city
- Trowbridge Township
- Valley Township
- Watson Township
- Wayland city
- Wayland Township
- Berrien County
- Cass County
- Kalamazoo County
- St Joseph County
- Van Buren County

Sandy LEVIN (D-Royal Oak).

7th

Branch
Eaton

Tim Walberg (R-Tipton)
Member, Energy and Commerce

2007-2008,
2011-Present

Branch County
Eaton County




Percent	Candidate	Party	Votes	Winner
53.8%	Tim Walberg*	GOP	158,885	✓
46.2%	Gretchen Driskell	Dem	136,410	

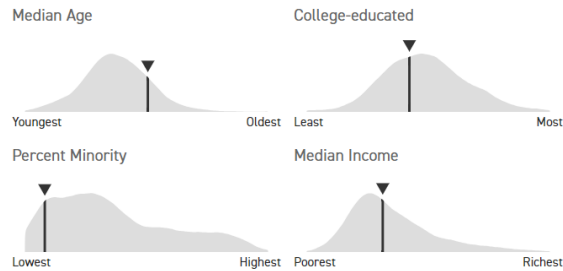
VOTING HISTORY

For this seat

For president



HOW THIS DISTRICT COMPARES TO OTHERS



MIRS Analysis (November 6, 2018): In the 7th District, conservative U.S. Rep. Tim WALBERG (R-Tipton) found himself singing from the hymnal of bipartisanship after the primary for in his second straight victory over Gretchen DRISKELL.

Walberg, 67, will serve his sixth term in Congress representing the Eaton County-to-Monroe County district on the back of strong support in the district's Ohio border counties.


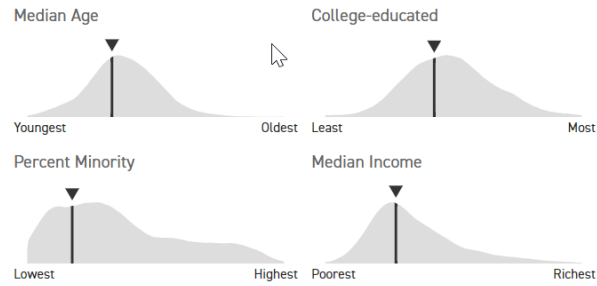
Driskell, 59, the former two-term House member and Saline mayor, picked up strong support in Eaton, Jackson and her home Washtenaw County. Her defeat

		<p>was closer than the 15-point margin Walberg beat her by in 2016 when Trump polled strong in the 7th.</p> <p>A variation of this district was last represented by a Democrat in 2009-10, when Mark SCHAUER unseated Walberg for a term during the Obama wave election year.</p>		
--	--	---	--	--

Michigan Association of Chiropractors (MAC) District 7

Counties: Ionia, Kent, Mecosta, Montcalm, Muskegon, Newaygo, Oceana, Ottawa

MAC District 7 Congressional Districts

District	County	Incumbent (Party-Hometown)	Assumed Office	Communities Represented																				
2 nd	Kent Muskegon Newaygo Oceana Ottawa	Bill Huizenga (R-Zeeland)  <table border="1"> <thead> <tr> <th>Percent</th> <th>Candidate</th> <th>Party</th> <th>Votes</th> <th>Winner</th> </tr> </thead> <tbody> <tr> <td>55.3%</td> <td>Bill Huizenga*</td> <td>GOP</td> <td>169,349</td> <td>✓</td> </tr> <tr> <td>43%</td> <td>Rob Davidson</td> <td>Dem</td> <td>131,621</td> <td></td> </tr> <tr> <td>1.7%</td> <td>Other</td> <td></td> <td>5,239</td> <td></td> </tr> </tbody> </table> <p>VOTING HISTORY</p> <p>For this seat For president</p> <p>2012 +27 +30 +30 2016 2008 +2 +13 +18 2016</p> <p>HOW THIS DISTRICT COMPARES TO OTHERS</p> <p>Median Age College-educated</p>  <p>Youngest Oldest Least Most</p> <p>Lowest Highest Poorest Richest</p> <p>MIRS Analysis (November 6, 2018): In the 2nd District, U.S. Rep. Bill HUIZENGA (R-Zeeland) swatted Democrat Dr. Rob DAVIDSON in the most competitive West Michigan congressional district in decades.</p>	Percent	Candidate	Party	Votes	Winner	55.3%	Bill Huizenga*	GOP	169,349	✓	43%	Rob Davidson	Dem	131,621		1.7%	Other		5,239		2011-Present	Kent County (part) Byron Township (part) Grandville city Kentwood city Walker city Wyoming city Muskegon County Newaygo County Oceana County Ottawa County
Percent	Candidate	Party	Votes	Winner																				
55.3%	Bill Huizenga*	GOP	169,349	✓																				
43%	Rob Davidson	Dem	131,621																					
1.7%	Other		5,239																					

Huizenga captured the population bases in Ottawa and Muskegon while Davidson managed support in some of the district's smaller counties.

The emergency room doctor managed to raise around \$1 million and benefited from the Michigan Democratic Party making an issue about Huizenga's use of campaign funds to buy expensive meals in out-of-state vacation locations like DisneyWorld.

Huizenga found himself on his heels defending his support to eliminate the Affordable Care Act (ACA). Instead, he looked for ways to change the conversation to one about the country's improving economy and preserving local economic drivers like the S.S. Badger coal-fired ferry from Ludington to Wisconsin.

3rd

Ionia
Kent
Montcalm

Justin Amash (R-Grand Rapids)




Percent	Candidate	Party	Votes	Winner
55.1%	Justin Amash*	GOP	162,038	✓
42.5%	Cathy Albro	Dem	124,981	
2.4%	Other		7,163	

VOTING HISTORY

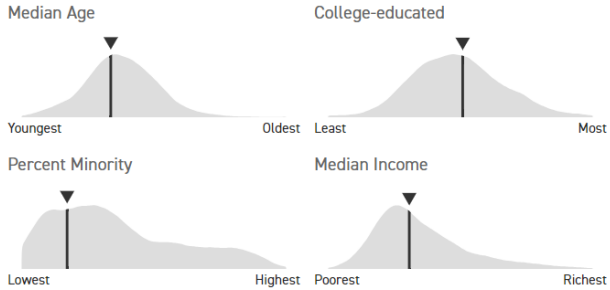

For this seat

For president



2011-Present

Ionia County
Kent County (part)
Ada Township
Algoma Township
Alpine Township
Bowne Township
Byron Township (part)
Caledonia Township
Cannon Township
Cascade Township
Cedar Springs city
Courtland Township
East Grand Rapids city
Gaines Township
Grand Rapids city
Grand Rapids Township
Grattan Township
Lowell city
Lowell Township
Nelson Township
Oakfield Township
Plainfield Township
Rockford city
Solon Township
Sparta Township
Spencer Township
Tyrone Township

		<p>HOW THIS DISTRICT COMPARES TO OTHERS</p>  <p>MIRS Analysis (November 6, 2018): In the 3rd District, U.S. Rep. Justin AMASH (R-Cascade Twp.) survived a deteriorating Republican brand in Kent and Calhoun counties to win a fifth term in Congress. The libertarian-leaning Amash managed to genuinely separate himself from Trump and Republican leadership while Democratic opponent Cathy ALBRO struggled with raising funds.</p> <p>Without the attention of the Democratic Congressional Committee, the Middleville owner of an education-focused childcare center found herself often left to her own devices.</p>		<p>Vergennes Township Montcalm County (part) Eureka Township Greenville city (part)</p>															
4 th	Mecosta Montcalm	<p>John Moolenaar (R-Midland) <i>Member, Appropriations</i></p>  <table border="1" data-bbox="569 1192 1171 1333"> <thead> <tr> <th>Percent</th> <th>Candidate</th> <th>Party</th> <th>Votes</th> <th>Winner</th> </tr> </thead> <tbody> <tr> <td>62.6%</td> <td>John Moolenaar*</td> <td>GOP</td> <td>178,512</td> <td>✓</td> </tr> <tr> <td>37.4%</td> <td>Jerry Hilliard</td> <td>Dem</td> <td>106,539</td> <td></td> </tr> </tbody> </table>	Percent	Candidate	Party	Votes	Winner	62.6%	John Moolenaar*	GOP	178,512	✓	37.4%	Jerry Hilliard	Dem	106,539		2015-Present	<p>Mecosta County Montcalm County (part) Belvidere Township Bloomer Township Bushnell Township Carson City city Cato Township Crystal Township Day Township Douglass Township Evergreen Township Fairplain Township Ferris Township Greenville city (part) Home Township Maple Valley Township Montcalm Township Pierson Township Pine Township Reynolds Township Richland Township</p>
Percent	Candidate	Party	Votes	Winner															
62.6%	John Moolenaar*	GOP	178,512	✓															
37.4%	Jerry Hilliard	Dem	106,539																

VOTING HISTORY

For this seat

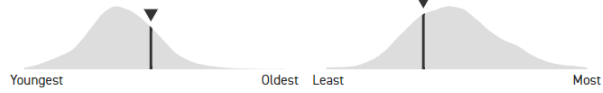
For president



HOW THIS DISTRICT COMPARES TO OTHERS

Median Age

College-educated



Percent Minority

Median Income


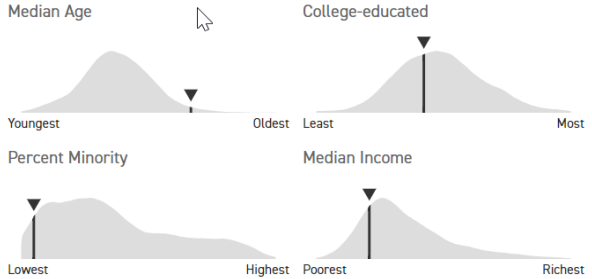



Sidney Township
Stanton city
Winfield Township

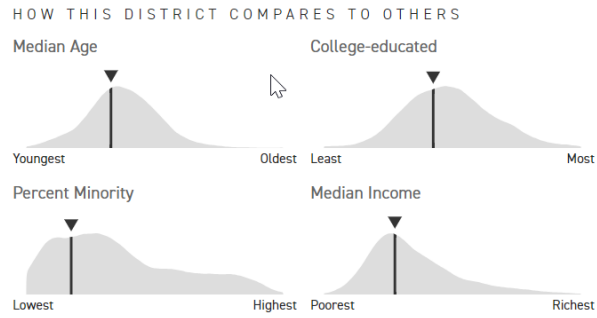
Michigan Association of Chiropractors (MAC) District 8

Counties: Alcona, Alger, Alpena, Antrim, Arenac, Baraga, Benzie, Charlevoix, Cheboygan, Chippewa, Clare, Crawford, Delta, Dickinson, Emmet, Gladwin, Gogebic, Grand Traverse, Houghton, Iosco, Iron, Kalkaska, Keweenaw, Lake, Leelanau, Luce, Mackinac, Manistee, Marquette, Mason, Menominee, Missaukee, Montmorency, Ogemaw, Ontonagon, Osceola, Oscoda, Otsego, Presque Isle, Roscommon, Schoolcraft, Wexford

MAC District 8 Congressional Districts

District	County	Incumbent (Party-Hometown)	Assumed Office	Communities Represented															
1 st	Alcona Alger Alpena Antrim Baraga Benzie Charlevoix Cheboygan Chippewa Crawford Delta Dickinson Emmet Gogebic Grand Traverse Houghton Iron County Kalkaska Keweenaw Leelanau Luce Mackinac Manistee Marquette Mason Menominee Montmorency Ontonagon Oscoda Otsego Presque Isle	<p>Jack Bergman (R-Watersmeet) <i>Member, Armed Services, Veterans Affairs</i></p>  <table border="1"> <thead> <tr> <th>Percent</th> <th>Candidate</th> <th>Party</th> <th>Votes</th> <th>Winner</th> </tr> </thead> <tbody> <tr> <td>56.3%</td> <td>Jack Bergman*</td> <td>GOP</td> <td>185,752</td> <td>✓</td> </tr> <tr> <td>43.7%</td> <td>Matthew Morgan</td> <td>Dem</td> <td>144,203</td> <td></td> </tr> </tbody> </table> <p>VOTING HISTORY</p> <p>For this seat: 2012 (+1, +7, +15) 2016; For president: 2008 (+1, +8, +21) 2016</p> <p>HOW THIS DISTRICT COMPARES TO OTHERS</p>  <p>MIRS Analysis (November 6, 2018): In the 1st District,</p>	Percent	Candidate	Party	Votes	Winner	56.3%	Jack Bergman*	GOP	185,752	✓	43.7%	Matthew Morgan	Dem	144,203		2017-Present	Alcona County Alger County Alpena County Antrim County Baraga County Benzie County Charlevoix County Cheboygan County Chippewa County Crawford County Delta County Dickinson County Emmet County Gogebic County Grand Traverse County Houghton County Iron County Kalkaska County Keweenaw County Leelanau County Luce County Mackinac County Manistee County Marquette County Mason County (part) Free Soil Township Grant Township Hamlin Township (part) Meade Township Sheridan Township Sherman Township
Percent	Candidate	Party	Votes	Winner															
56.3%	Jack Bergman*	GOP	185,752	✓															
43.7%	Matthew Morgan	Dem	144,203																

	Schoolcraft	<p>U.S. Rep. Jack BERGMAN (R-Watersmeet) coasted to a second term over Democrat, and fellow military veteran, Matt MORGAN.</p> <p>Despite renewed questions about his Upper Peninsula residency, the 71-year-old former Three-Star General in the Marine Corps improved on his 15-point margin in a district that is trending in the Republicans' direction.</p> <p>Bergman benefited from putting a bug in Trump's ear about funding a new Soo Lock earlier this term and the Republican chief executive following through on a promise to make the long-awaited and long-needed infrastructure project a priority.</p> <p>Morgan stumbled out of the gate when he mistakenly used a P.O. Box address on his petitions as opposed to a physical address. The 46-year-old was forced to wage a successful write-in campaign during the primary to make the General Election ballot.</p>		<p>Victory Township Menominee County Montmorency County Ontonagon County Oscoda County Otsego County Presque Isle County Schoolcraft County</p>																				
2 nd	Mason	<p>Bill Huizenga (R-Zeeland)</p>  <table border="1"> <thead> <tr> <th>Percent</th> <th>Candidate</th> <th>Party</th> <th>Votes</th> <th>Winner</th> </tr> </thead> <tbody> <tr> <td>55.3%</td> <td>Bill Huizenga*</td> <td>GOP</td> <td>169,349</td> <td>✓</td> </tr> <tr> <td>43%</td> <td>Rob Davidson</td> <td>Dem</td> <td>131,621</td> <td></td> </tr> <tr> <td>1.7%</td> <td>Other</td> <td></td> <td>5,239</td> <td></td> </tr> </tbody> </table> <p>VOTING HISTORY</p> <p>For this seat For president</p> <p>2012 +27 +30 +30 2016 2008 +2 +13 +18 2016</p>	Percent	Candidate	Party	Votes	Winner	55.3%	Bill Huizenga*	GOP	169,349	✓	43%	Rob Davidson	Dem	131,621		1.7%	Other		5,239		2011-Present	<p>Mason County (part) Amber Township Branch Township Custer Township Eden Township Hamlin Township (part) Logan Township Ludington city Pere Marquette Township Riverton Township Scottville city Summit Township</p>
Percent	Candidate	Party	Votes	Winner																				
55.3%	Bill Huizenga*	GOP	169,349	✓																				
43%	Rob Davidson	Dem	131,621																					
1.7%	Other		5,239																					



MIRS Analysis (November 6, 2018): In the 2nd District, U.S. Rep. Bill HUIZENGA (R-Zeeland) swatted Democrat Dr. Rob DAVIDSON in the most competitive West Michigan congressional district in decades.

Huizenga captured the population bases in Ottawa and Muskegon while Davidson managed support in some of the district's smaller counties.

The emergency room doctor managed to raise around \$1 million and benefited from the Michigan Democratic Party making an issue about Huizenga's use of campaign funds to buy expensive meals in out-of-state vacation locations like DisneyWorld.

Huizenga found himself on his heels defending his support to eliminate the Affordable Care Act (ACA). Instead, he looked for ways to change the conversation to one about the country's improving economy and preserving local economic drivers like the S.S. Badger coal-fired ferry from Ludington to Wisconsin.

4th

Clare
Gladwin
Missaukee
Ogemaw
Osceola
Roscommon
Wexford

John Moolenaar (R-Midland)
Member, Appropriations

2015-Present

Clare County
Gladwin County
Missaukee County
Ogemaw County
Osceola County
Roscommon County
Wexford County

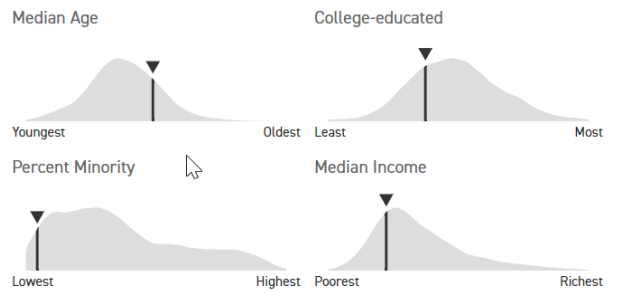
Percent	Candidate	Party	Votes	Winner
62.6%	John Moolenaar*	GOP	178,512	✓

37.4% Jerry Hilliard Dem 106,539

VOTING HISTORY



HOW THIS DISTRICT COMPARES TO OTHERS



5th

Arenac Iosco

Dan Kildee (D-Flint)
Member, Ways and Means



Percent	Candidate	Party	Votes	Winner
59.5%	Daniel Kildee*	Dem	164,521	✓
35.9%	Travis Wines	GOP	99,269	
4.6%	Other		12,645	

VOTING HISTORY



2013-Present

Arenac County Iosco County

HOW THIS DISTRICT COMPARES TO OTHERS

