


Michigan Association of Chiropractors (MAC) District 3

Counties: Oakland

MAC District 3 Congressional Districts

District	County	Incumbent (Party-Hometown)	Assumed Office	Communities Represented																				
8 th	Oakland	<p>Elissa Slotkin (D-Holly) <i>Member, Armed Services</i></p>  <table border="1"> <thead> <tr> <th>Percent</th> <th>Candidate</th> <th>Party</th> <th>Votes</th> <th>Winner</th> </tr> </thead> <tbody> <tr> <td>50.6%</td> <td>Elissa Slotkin</td> <td>Dem</td> <td>172,878</td> <td>✓</td> </tr> <tr> <td>46.8%</td> <td>Mike Bishop*</td> <td>GOP</td> <td>159,804</td> <td></td> </tr> <tr> <td>2.6%</td> <td>Other</td> <td></td> <td>8,928</td> <td></td> </tr> </tbody> </table> <p>VOTING HISTORY</p> <p>For this seat: 2012 (+21, +13, +17) 2016 (+6, +3, +7) 2016</p> <p>For president: 2008 (+6, +3, +7) 2016</p> <p>HOW THIS DISTRICT COMPARES TO OTHERS</p> <p>Median Age: Youngest to Oldest</p> <p>College-educated: Least to Most</p> <p>Percent Minority: Lowest to Highest</p> <p>Median Income: Poorest to Richest</p> <p>Consultant, former CIA Middle East analyst, served differing Defense and Intelligence roles in the White House under both Bush 43 and Obama.</p>	Percent	Candidate	Party	Votes	Winner	50.6%	Elissa Slotkin	Dem	172,878	✓	46.8%	Mike Bishop*	GOP	159,804		2.6%	Other		8,928		2019-Present	<p>Oakland County (part)</p> <ul style="list-style-type: none"> Addison Township Brandon Township Fenton city Groveland Township Holly Township Independence Township Oakland Township Orion Township Oxford Township Rochester city Rochester Hills city (part) Rose Township Springfield Township Village of Clarkston city
Percent	Candidate	Party	Votes	Winner																				
50.6%	Elissa Slotkin	Dem	172,878	✓																				
46.8%	Mike Bishop*	GOP	159,804																					
2.6%	Other		8,928																					

MIRS Analysis (November 6, 2018): Democrats and Republicans will represent the same number for Michigan in the U.S. House in 2019-2020 after the Democratic nominee Elissa SLOTKIN captured the 8th district amid strong Democratic turnout statewide.

Slotkin, a former national security official under two administrations, will become the first Democrat in 18 years to represent the 8th Congressional District after narrowly unseating U.S. Rep. Mike BISHOP (R-Rochester).

Slotkin blew out Bishop in Ingham County and Bishop couldn't make up the difference in traditionally bright red Livingston County or northern Oakland County, the anti-Donald TRUMP sentiment over this part of Metro Detroit poisoning the well for him.

9th

Oakland

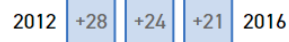
Andy Levin (D-Bloomfield Township)
Member, Veterans Affairs




Percent	Candidate	Party	Votes	Winner
59.6%	Andy Levin	Dem	181,844	✓
36.8%	Candius Stearns	GOP	112,309	
3.6%	Other		10,865	

VOTING HISTORY

For this seat

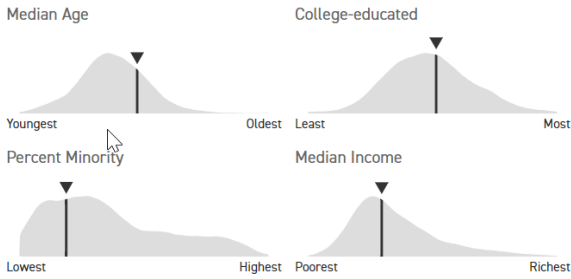





For president



2019-Present

Oakland County (part)
 Berkley city
 Bloomfield Township
 Clawson city (part)
 Ferndale city
 Hazel Park city
 Huntington Woods city
 Madison Heights city
 Pleasant Ridge city
 Royal Oak city
 Southfield Township

		<p>HOW THIS DISTRICT COMPARES TO OTHERS</p>  <p>Son of former Rep. Sander Levin, who retired. Former Director, Michigan Department of Labor and Economic Growth (2010-2011), clean energy consultant, active member of organized labor.</p> <p>MIRS Analysis (November 6, 2018): In the 9th District, Andy LEVIN will follow his father's footsteps into Congress by fending off a spirited challenge from Republican small business owner Candius STEARNS.</p> <p>Stearns was banking on Trump's popularity allowing her to run up some margins in Macomb County, but those didn't materialize.</p>																						
11 th	Oakland	<p>Haley Stevens (D-Birmingham)</p>  <table border="1" data-bbox="562 1114 1167 1308"> <thead> <tr> <th>Percent</th> <th>Candidate</th> <th>Party</th> <th>Votes</th> <th>Winner</th> </tr> </thead> <tbody> <tr> <td>51.8%</td> <td>Haley Stevens</td> <td>Dem</td> <td>181,706</td> <td>✓</td> </tr> <tr> <td>45.2%</td> <td>Lena Epstein</td> <td>GOP</td> <td>158,331</td> <td></td> </tr> <tr> <td>3%</td> <td>Other</td> <td></td> <td>10,519</td> <td></td> </tr> </tbody> </table> <p>VOTING HISTORY</p> <p>For this seat: 2012 +6, +15, +13; 2016: +2, +5, +4</p> <p>For president: 2008 +2, +5, +4; 2016: +2, +5, +4</p>	Percent	Candidate	Party	Votes	Winner	51.8%	Haley Stevens	Dem	181,706	✓	45.2%	Lena Epstein	GOP	158,331		3%	Other		10,519		2019-Present	<p>Oakland County (part)</p> <ul style="list-style-type: none"> Auburn Hills city Birmingham city Bloomfield Hills city Clawson city (part) Commerce Township Farmington city Highland Township Lake Angelus city Lyon Township Milford Township Northville city Novi city Novi Township Rochester Hills city (part) South Lyon city Troy city Walled Lake city Waterford Township West Bloomfield Township (part)
Percent	Candidate	Party	Votes	Winner																				
51.8%	Haley Stevens	Dem	181,706	✓																				
45.2%	Lena Epstein	GOP	158,331																					
3%	Other		10,519																					

		<p>HOW THIS DISTRICT COMPARES TO OTHERS</p> <p>Median Age College-educated</p>  <p>MIRS Analysis (November 6, 2018): Democrats and Republicans will represent the same number for Michigan in the U.S. House in 2019-2020 after the Democratic nominee Haley STEVENS captured the 11th district, amid strong Democratic turnout statewide.</p> <p>Stevens, dubbed by President Barack OBAMA's auto rescue team as the effort's chief of staff roughly nine years ago, defeated Lena EPSTEIN, Trump's former campaign co-chair in Michigan in a western Wayne/Oakland County seat that has not been held by a Democrat under its current configuration.</p> <p>Stevens polled particularly well in Wayne County while Epstein wasn't able to make up enough ground in more rural areas of Oakland County, her association with Trump making her toxic in the district's more white-collar areas.</p> <p>Now-U.S. Sen. Gary PETERS represented significant parts of the district before it was redrawn and Peters' home was roped into the now-14th Congressional District with northern Detroit and Pontiac. It's currently represented by U.S. Rep. David TROTT (R-Birmingham), who is leaving after four years in office.</p>		<p>White Lake Township Wixom city</p>
<p>14th</p>	<p>Oakland</p>	<p>Brenda Lawrence (D-Southfield) <i>Member, Appropriations</i></p> 	<p>2015-Present</p>	<p>Oakland County (part) Farmington Hills city Keego Harbor city Lathrup Village city Oak Park city Orchard Lake city Pontiac city Royal Oak Township Southfield city</p>

Percent	Candidate	Party	Votes	Winner
80.8%	Brenda Lawrence*	Dem	210,973	✓


17.4%	Marc Herschfus	GOP	45,539	
-------	----------------	-----	--------	--

1.8%	Other		4,702	
------	-------	--	-------	--

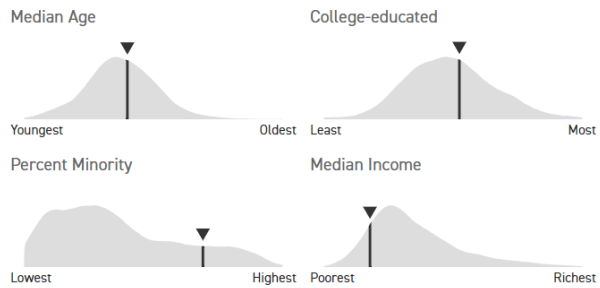
VOTING HISTORY

For this seat

For president



HOW THIS DISTRICT COMPARES TO OTHERS


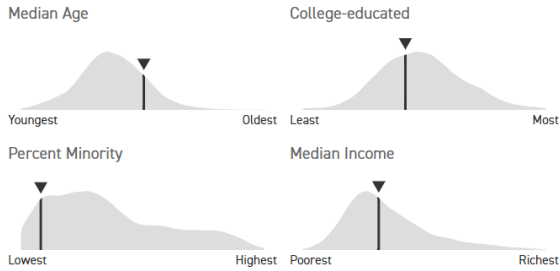


Sylvan Lake city
West Bloomfield Township
(part)

Michigan Association of Chiropractors (MAC) District 4

Counties: Hillsdale, Ingham, Jackson, Livingston, Lenawee, Washtenaw

MAC District 4 Congressional Districts

District	County	Incumbent (Party-Hometown)	Assumed Office	Communities Represented															
7 th	Hillsdale Jackson Lenawee Washtenaw	<p>Tim Walberg (R-Tipton) <i>Member, Energy and Commerce</i></p>  <table border="1"> <thead> <tr> <th>Percent</th> <th>Candidate</th> <th>Party</th> <th>Votes</th> <th>Winner</th> </tr> </thead> <tbody> <tr> <td>53.8%</td> <td>Tim Walberg*</td> <td>GOP</td> <td>158,885</td> <td>✓</td> </tr> <tr> <td>46.2%</td> <td>Gretchen Driskell</td> <td>Dem</td> <td>136,410</td> <td></td> </tr> </tbody> </table> <p>VOTING HISTORY</p> <p>For this seat For president</p> <p>2012 +10 +12 +15 2016 2008 +3 +3 +17 2016</p> <p>HOW THIS DISTRICT COMPARES TO OTHERS</p>  <p>MIRS Analysis (November 6, 2018): In the 7th District, conservative U.S. Rep. Tim WALBERG (R-Tipton) found himself singing from the hymnal of bipartisanship after the primary for in his second straight victory over Gretchen DRISKELL.</p> <p>Walberg, 67, will serve his sixth term in Congress</p>	Percent	Candidate	Party	Votes	Winner	53.8%	Tim Walberg*	GOP	158,885	✓	46.2%	Gretchen Driskell	Dem	136,410		2007-2008, 2011-Present	<p>Hillsdale County Jackson County Lenawee County Washtenaw County (part)</p> <ul style="list-style-type: none"> Augusta Township Bridgewater Township Chelsea city Dexter Township Freedom Township Lima Township Lodi Township Lyndon Township Manchester Township Milan city Northfield Township Pittsfield Township (part) Salem Township Saline city Saline Township Scio Township (part) Sharon Township Sylvan Township Webster Township York Township
Percent	Candidate	Party	Votes	Winner															
53.8%	Tim Walberg*	GOP	158,885	✓															
46.2%	Gretchen Driskell	Dem	136,410																

representing the Eaton County-to-Monroe County district on the back of strong support in the district's Ohio border counties.

Driskell, 59, the former two-term House member and Saline mayor, picked up strong support in Eaton, Jackson and her home Washtenaw County. Her defeat was closer than the 15-point margin Walberg beat her by in 2016 when Trump polled strong in the 7th.

A variation of this district was last represented by a Democrat in 2009-10, when Mark SCHAUER unseated Walberg for a term during the Obama wave election year.

8th

Ingham
Livingston

Elissa Slotkin (D-Holly)
Member, Armed Services



Percent	Candidate	Party	Votes	Winner
50.6%	Elissa Slotkin	Dem	172,878	✓
46.8%	Mike Bishop*	GOP	159,804	
2.6%	Other		8,928	

VOTING HISTORY

For this seat

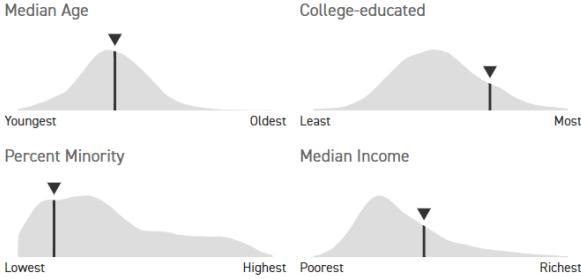

2012 +21 +13 +17 2016

For president

2008 +6 +3 +7 2016

2019-Present

Ingham County
Livingston County

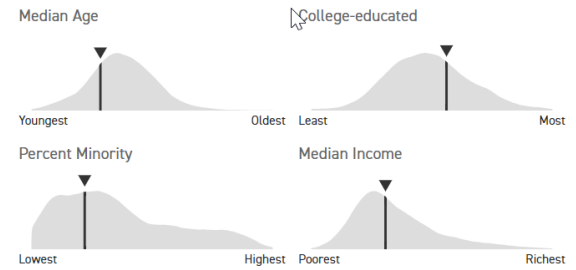
		<p>HOW THIS DISTRICT COMPARES TO OTHERS</p>  <p>Consultant, former CIA Middle East analyst, served differing Defense and Intelligence roles in the White House under both Bush 43 and Obama.</p> <p>MIRS Analysis (November 6, 2018): Democrats and Republicans will represent the same number for Michigan in the U.S. House in 2019-2020 after the Democratic nominee Elissa SLOTKIN captured the 8th district amid strong Democratic turnout statewide.</p> <p>Slotkin, a former national security official under two administrations, will become the first Democrat in 18 years to represented the 8th Congressional District after narrowly unseating U.S. Rep. Mike BISHOP (R-Rochester).</p> <p>Slotkin blew out Bishop in Ingham County and Bishop couldn't make up the difference in traditionally bright red Livingston County or northern Oakland County, the anti-Donald TRUMP sentiment over this part of Metro Detroit poisoning the well for him.</p>		
12 th	Washtenaw	<p>Debbie Dingell (Dearborn) <i>Member, Energy and Commerce (Health Subcommittee)</i></p> 	2015-Present	<p>Washtenaw County (part) Ann Arbor city Ann Arbor Township Pittsfield Township (part) Scio Township (part) Superior Township Ypsilanti city Ypsilanti Township</p>

Percent	Candidate	Party	Votes	Winner
68.2%	Debbie Dingell*	Dem	199,690	✓
28.8%	Jeff Jones	GOP	84,220	
3%	Other		8,891	

VOTING HISTORY




HOW THIS DISTRICT COMPARES TO OTHERS



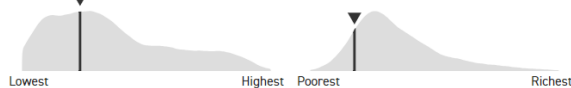



Michigan Association of Chiropractors (MAC) District 5

Counties: Bay, Clinton, Genesee, Gratiot, Isabella, Midland, Saginaw, Shiawassee, Tuscola

MAC District 5 Congressional Districts

District	County	Incumbent (Party-Hometown)	Assumed Office	Communities Represented															
4 th	Clinton Gratiot Isabella Midland Saginaw Shiawassee	<p>John Moolenaar (R-Midland) <i>Member, Appropriations</i></p>  <table border="1"> <thead> <tr> <th>Percent</th> <th>Candidate</th> <th>Party</th> <th>Votes</th> <th>Winner</th> </tr> </thead> <tbody> <tr> <td>62.6%</td> <td>John Moolenaar*</td> <td>GOP</td> <td>178,512</td> <td>✓</td> </tr> <tr> <td>37.4%</td> <td>Jerry Hilliard</td> <td>Dem</td> <td>106,539</td> <td></td> </tr> </tbody> </table> <p>VOTING HISTORY</p> <p>For this seat: 2012 (+30), 2014 (+17), 2016 (+30)</p> <p>For president: 2008 (+1), 2010 (+8), 2012 (+25)</p> <p>HOW THIS DISTRICT COMPARES TO OTHERS</p> <p>Median Age: Youngest to Oldest</p> <p>College-educated: Least to Most</p> <p>Percent Minority: Lowest to Highest</p> <p>Median Income: Poorest to Richest</p>	Percent	Candidate	Party	Votes	Winner	62.6%	John Moolenaar*	GOP	178,512	✓	37.4%	Jerry Hilliard	Dem	106,539		2015-Present	Clinton County Gratiot County Isabella County Midland County Saginaw County (part) Albee Township Birch Run Township Brady Township Brant Township Chapin Township Chesaning Township Frankenmuth city Frankenmuth Township Fremont Township James Township Jonesfield Township Kochville Township Lakefield Township Maple Grove Township Marion Township Richland Township Saginaw Township (part) St Charles Township Swan Creek Township Taymouth Township Thomas Township Tittabawassee Township Shiawassee County
Percent	Candidate	Party	Votes	Winner															
62.6%	John Moolenaar*	GOP	178,512	✓															
37.4%	Jerry Hilliard	Dem	106,539																
5 th	Bay Genesee Saginaw	<p>Dan Kildee (D-Flint) <i>Member, Ways and Means</i></p>	2013-Present	Bay County Genesee County Saginaw County (part)															

	Tuscola	 <table border="1" data-bbox="569 298 1184 505"> <thead> <tr> <th>Percent</th> <th>Candidate</th> <th>Party</th> <th>Votes</th> <th>Winner</th> </tr> </thead> <tbody> <tr> <td>59.5%</td> <td>Daniel Kildee*</td> <td>Dem</td> <td>164,521</td> <td>✓</td> </tr> <tr> <td>35.9%</td> <td>Travis Wines</td> <td>GOP</td> <td>99,269</td> <td></td> </tr> <tr> <td>4.6%</td> <td>Other</td> <td></td> <td>12,645</td> <td></td> </tr> </tbody> </table> <p data-bbox="569 529 842 553">VOTING HISTORY</p> <p data-bbox="569 583 720 607">For this seat</p> <p data-bbox="869 583 1031 607">For president</p> <table border="1" data-bbox="569 630 1146 678"> <tbody> <tr> <td>2012</td> <td>+33</td> <td>+36</td> <td>+26</td> <td>2016</td> <td>2008</td> <td>+28</td> <td>+22</td> <td>+4</td> <td>2016</td> </tr> </tbody> </table> <p data-bbox="569 721 1008 737">HOW THIS DISTRICT COMPARES TO OTHERS</p> <p data-bbox="569 753 659 769">Median Age</p> <p data-bbox="863 753 989 769">College-educated</p>  <p data-bbox="569 894 695 911">Percent Minority</p> <p data-bbox="863 894 968 911">Median Income</p> 	Percent	Candidate	Party	Votes	Winner	59.5%	Daniel Kildee*	Dem	164,521	✓	35.9%	Travis Wines	GOP	99,269		4.6%	Other		12,645		2012	+33	+36	+26	2016	2008	+28	+22	+4	2016		Blumfield Township Bridgeport Township Buena Vista Township Carrollton Township Saginaw city Saginaw Township (part) Spaulding Township Zilwaukee city Zilwaukee Township Tuscola County (part) Arbela Township Denmark Township Gilford Township Millington Township Tuscola Township Vassar city Vassar Township (part)
Percent	Candidate	Party	Votes	Winner																														
59.5%	Daniel Kildee*	Dem	164,521	✓																														
35.9%	Travis Wines	GOP	99,269																															
4.6%	Other		12,645																															
2012	+33	+36	+26	2016	2008	+28	+22	+4	2016																									
10 th	Tuscola	<p data-bbox="558 1040 1010 1097">Paul Mitchell (R-Harrison Township) <i>Member, Armed Services</i></p>  <table border="1" data-bbox="569 1295 1184 1502"> <thead> <tr> <th>Percent</th> <th>Candidate</th> <th>Party</th> <th>Votes</th> <th>Winner</th> </tr> </thead> <tbody> <tr> <td>60.3%</td> <td>Paul Mitchell*</td> <td>GOP</td> <td>182,870</td> <td>✓</td> </tr> <tr> <td>35%</td> <td>Kimberly Bizon</td> <td>Dem</td> <td>106,098</td> <td></td> </tr> <tr> <td>4.7%</td> <td>Other</td> <td></td> <td>14,272</td> <td></td> </tr> </tbody> </table>	Percent	Candidate	Party	Votes	Winner	60.3%	Paul Mitchell*	GOP	182,870	✓	35%	Kimberly Bizon	Dem	106,098		4.7%	Other		14,272		2017-Present	Tuscola County (part) Akron Township Almer Township Caro city Columbia Township Dayton Township Elkland Township Ellington Township Elmwood Township Fairgrove Township Fremont Township Indianfields Township Juniata Township Kingston Township Koylton Township										
Percent	Candidate	Party	Votes	Winner																														
60.3%	Paul Mitchell*	GOP	182,870	✓																														
35%	Kimberly Bizon	Dem	106,098																															
4.7%	Other		14,272																															

For this seat

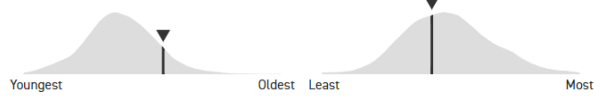
For president

2012 +39 +39 +31 2016 2008 +2 +12 +32 2016

HOW THIS DISTRICT COMPARES TO OTHERS

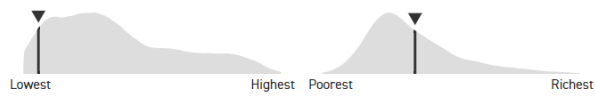
Median Age

College-educated



Percent Minority

Median Income





Novesta Township
Vassar Township (part)
Watertown Township
Wells Township
Wisner Township

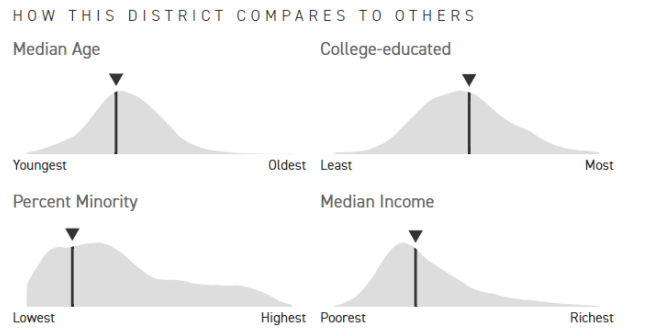
Michigan Association of Chiropractors (MAC) District 6

Counties: Allegan, Barry, Berrien, Branch, Calhoun, Cass, Eaton, Kalamazoo, St. Joseph, Van Buren

MAC District 6 Congressional Districts

District	County	Incumbent (Party-Hometown)	Assumed Office	Communities Represented																				
2 nd	Allegan	<p>Bill Huizenga (R-Zeeland)</p>  <table border="1"> <thead> <tr> <th>Percent</th> <th>Candidate</th> <th>Party</th> <th>Votes</th> <th>Winner</th> </tr> </thead> <tbody> <tr> <td>55.3%</td> <td>Bill Huizenga*</td> <td>GOP</td> <td>169,349</td> <td>✓</td> </tr> <tr> <td>43%</td> <td>Rob Davidson</td> <td>Dem</td> <td>131,621</td> <td></td> </tr> <tr> <td>1.7%</td> <td>Other</td> <td></td> <td>5,239</td> <td></td> </tr> </tbody> </table> <p>VOTING HISTORY</p> <p>For this seat: 2012 (+27, +30, +30) 2016; For president: 2008 (+2, +13, +18) 2016</p> <p>HOW THIS DISTRICT COMPARES TO OTHERS</p> <p>Median Age: Youngest to Oldest</p> <p>College-educated: Least to Most</p> <p>Percent Minority: Lowest to Highest</p> <p>Median Income: Poorest to Richest</p> <p>MIRS Analysis (November 6, 2018): In the 2nd District, U.S. Rep. Bill HUIZENGA (R-Zeeland) swatted Democrat Dr. Rob DAVIDSON in the most competitive West Michigan congressional district in</p>	Percent	Candidate	Party	Votes	Winner	55.3%	Bill Huizenga*	GOP	169,349	✓	43%	Rob Davidson	Dem	131,621		1.7%	Other		5,239		2011-Present	Allegan (part) Holland city (part)
Percent	Candidate	Party	Votes	Winner																				
55.3%	Bill Huizenga*	GOP	169,349	✓																				
43%	Rob Davidson	Dem	131,621																					
1.7%	Other		5,239																					

		<p>decades.</p> <p>Huizenga captured the population bases in Ottawa and Muskegon while Davidson managed support in some of the district's smaller counties.</p> <p>The emergency room doctor managed to raise around \$1 million and benefited from the Michigan Democratic Party making an issue about Huizenga's use of campaign funds to buy expensive meals in out-of-state vacation locations like DisneyWorld.</p> <p>Huizenga found himself on his heels defending his support to eliminate the Affordable Care Act (ACA). Instead, he looked for ways to change the conversation to one about the country's improving economy and preserving local economic drivers like the S.S. Badger coal-fired ferry from Ludington to Wisconsin.</p>																						
3 rd	Barry Calhoun	<p>Justin Amash (R-Grand Rapids)</p>  <table border="1"> <thead> <tr> <th>Percent</th> <th>Candidate</th> <th>Party</th> <th>Votes</th> <th>Winner</th> </tr> </thead> <tbody> <tr> <td>55.1%</td> <td>Justin Amash*</td> <td>GOP</td> <td>162,038</td> <td>✓</td> </tr> <tr> <td>42.5%</td> <td>Cathy Albro</td> <td>Dem</td> <td>124,981</td> <td></td> </tr> <tr> <td>2.4%</td> <td>Other</td> <td></td> <td>7,163</td> <td></td> </tr> </tbody> </table> <p>VOTING HISTORY</p> <p>For this seat For president</p> <p>2012 +8 +19 +22 2016 2008 +1 +7 +9 2016</p>	Percent	Candidate	Party	Votes	Winner	55.1%	Justin Amash*	GOP	162,038	✓	42.5%	Cathy Albro	Dem	124,981		2.4%	Other		7,163		2011-Present	Barry County Calhoun County
Percent	Candidate	Party	Votes	Winner																				
55.1%	Justin Amash*	GOP	162,038	✓																				
42.5%	Cathy Albro	Dem	124,981																					
2.4%	Other		7,163																					



MIRS Analysis (November 6, 2018): In the 3rd District, U.S. Rep. Justin AMASH (R-Cascade Twp.) survived a deteriorating Republican brand in Kent and Calhoun counties to win a fifth term in Congress. The libertarian-leaning Amash managed to genuinely separate himself from Trump and Republican leadership while Democratic opponent Cathy ALBRO struggled with raising funds.

Without the attention of the Democratic Congressional Committee, the Middleville owner of an education-focused childcare center found herself often left to her own devices.

6th

Allegan
Berrien
Cass
Kalamazoo
St. Joseph
Van Buren

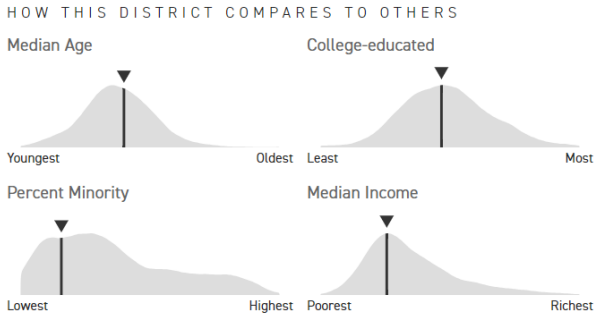
Fred Upton (R-St. Joseph)
Member, Energy and Commerce

Percent	Candidate	Party	Votes	Winner
50.2%	Fred Upton*	GOP	147,437	✓
45.7%	Matt Longjohn	Dem	134,069	
4.1%	Other		11,923	

1987-Present

Allegan County (part)
Allegan city
Allegan Township
Casco Township
Cheshire Township
Clyde Township
Dorr Township
Village of Douglas city
Fennville city
Fillmore Township
Ganges Township
Gunplain Township
Heath Township
Holland city (part)
Hopkins Township
Laketown Township
Lee Township
Leighton Township
Manlius Township
Martin Township
Monterey Township

VOTING HISTORY



MIRS Analysis (November 6, 2018): In the 6th District, U.S. Rep. Fred UPTON (R-St. Joseph) withstood a spirited challenge from former YMCA Medical Director Matt LONGJOHN, whose use of his medical doctorate degree during the campaign became an issue.

Upton's narrow win over the Democrat was his closest-ever General Election margin. Prior to his election, Democrat Mike O'BRIEN had come to the closest with an 11.98 percent margin in 2012.

Longjohn is not licensed to practice in medicine in Michigan, but used imagery during the campaign that suggested he saw patients as part of his job. His background is on the administrative side (See "Longjohn Heralds Legal Defense For 'MD' Title; Complaint Against Him Filed," 10/5/18).

Upton had flirted with running for the U.S. Senate for much of 2017 before opting to run for re-election. Like Walberg, Upton made opioid reform legislation a centerpiece of his campaign, but unlike Walberg, Upton is a member of the bipartisan Problem Solvers Caucus.

The win means the former U.S. House Energy and Commerce Committee chair will serve a 17th term in Congress, making him the most senior member of the Michigan delegation with the retirement of U.S. Rep.

- Otsego city
- Otsego Township
- Overisel Township
- Plainwell city
- Salem Township
- Saugatuck city
- Saugatuck Township
- South Haven city
- Trowbridge Township
- Valley Township
- Watson Township
- Wayland city
- Wayland Township
- Berrien County
- Cass County
- Kalamazoo County
- St Joseph County
- Van Buren County

Sandy LEVIN (D-Royal Oak).

7th

Branch
Eaton

Tim Walberg (R-Tipton)
Member, Energy and Commerce

2007-2008,
2011-Present

Branch County
Eaton County




Percent	Candidate	Party	Votes	Winner
53.8%	Tim Walberg*	GOP	158,885	✓
46.2%	Gretchen Driskell	Dem	136,410	

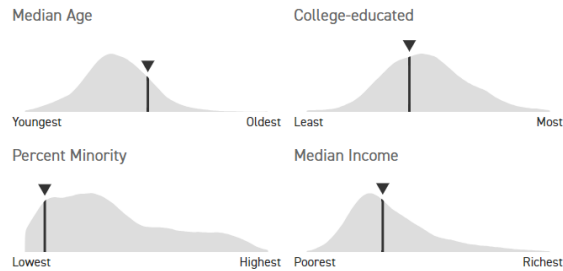
VOTING HISTORY

For this seat

For president



HOW THIS DISTRICT COMPARES TO OTHERS



MIRS Analysis (November 6, 2018): In the 7th District, conservative U.S. Rep. Tim WALBERG (R-Tipton) found himself singing from the hymnal of bipartisanship after the primary for in his second straight victory over Gretchen DRISKELL.

Walberg, 67, will serve his sixth term in Congress representing the Eaton County-to-Monroe County district on the back of strong support in the district's Ohio border counties.


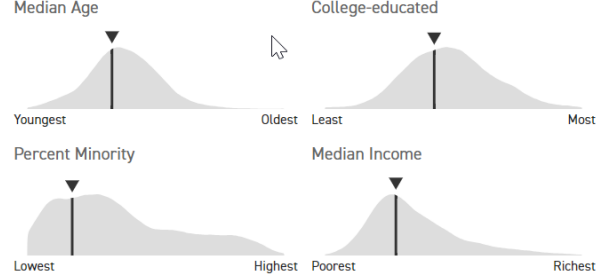
Driskell, 59, the former two-term House member and Saline mayor, picked up strong support in Eaton, Jackson and her home Washtenaw County. Her defeat

		<p>was closer than the 15-point margin Walberg beat her by in 2016 when Trump polled strong in the 7th.</p> <p>A variation of this district was last represented by a Democrat in 2009-10, when Mark SCHAUER unseated Walberg for a term during the Obama wave election year.</p>		
--	--	---	--	--

Michigan Association of Chiropractors (MAC) District 7

Counties: Ionia, Kent, Mecosta, Montcalm, Muskegon, Newaygo, Oceana, Ottawa

MAC District 7 Congressional Districts

District	County	Incumbent (Party-Hometown)	Assumed Office	Communities Represented																				
2 nd	Kent Muskegon Newaygo Oceana Ottawa	<p>Bill Huizenga (R-Zeeland)</p>  <table border="1"> <thead> <tr> <th>Percent</th> <th>Candidate</th> <th>Party</th> <th>Votes</th> <th>Winner</th> </tr> </thead> <tbody> <tr> <td>55.3%</td> <td>Bill Huizenga*</td> <td>GOP</td> <td>169,349</td> <td>✓</td> </tr> <tr> <td>43%</td> <td>Rob Davidson</td> <td>Dem</td> <td>131,621</td> <td></td> </tr> <tr> <td>1.7%</td> <td>Other</td> <td></td> <td>5,239</td> <td></td> </tr> </tbody> </table> <p>VOTING HISTORY</p> <p>For this seat For president</p> <p>2012 +27 +30 +30 2016 2008 +2 +13 +18 2016</p> <p>HOW THIS DISTRICT COMPARES TO OTHERS</p> <p>Median Age College-educated</p>  <p>MIRS Analysis (November 6, 2018): In the 2nd District, U.S. Rep. Bill HUIZENGA (R-Zeeland) swatted Democrat Dr. Rob DAVIDSON in the most competitive West Michigan congressional district in decades.</p>	Percent	Candidate	Party	Votes	Winner	55.3%	Bill Huizenga*	GOP	169,349	✓	43%	Rob Davidson	Dem	131,621		1.7%	Other		5,239		2011-Present	Kent County (part) Byron Township (part) Grandville city Kentwood city Walker city Wyoming city Muskegon County Newaygo County Oceana County Ottawa County
Percent	Candidate	Party	Votes	Winner																				
55.3%	Bill Huizenga*	GOP	169,349	✓																				
43%	Rob Davidson	Dem	131,621																					
1.7%	Other		5,239																					

Huizenga captured the population bases in Ottawa and Muskegon while Davidson managed support in some of the district's smaller counties.

The emergency room doctor managed to raise around \$1 million and benefited from the Michigan Democratic Party making an issue about Huizenga's use of campaign funds to buy expensive meals in out-of-state vacation locations like DisneyWorld.

Huizenga found himself on his heels defending his support to eliminate the Affordable Care Act (ACA). Instead, he looked for ways to change the conversation to one about the country's improving economy and preserving local economic drivers like the S.S. Badger coal-fired ferry from Ludington to Wisconsin.

3rd

Ionia
Kent
Montcalm

Justin Amash (R-Grand Rapids)




Percent	Candidate	Party	Votes	Winner
55.1%	Justin Amash*	GOP	162,038	✓
42.5%	Cathy Albro	Dem	124,981	
2.4%	Other		7,163	

VOTING HISTORY

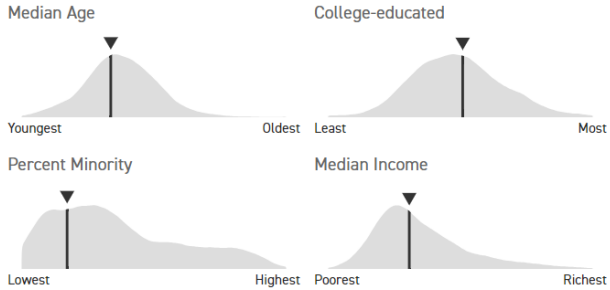

For this seat

For president



2011-Present

Ionia County
Kent County (part)
Ada Township
Algoma Township
Alpine Township
Bowne Township
Byron Township (part)
Caledonia Township
Cannon Township
Cascade Township
Cedar Springs city
Courtland Township
East Grand Rapids city
Gaines Township
Grand Rapids city
Grand Rapids Township
Grattan Township
Lowell city
Lowell Township
Nelson Township
Oakfield Township
Plainfield Township
Rockford city
Solon Township
Sparta Township
Spencer Township
Tyrone Township

		<p>HOW THIS DISTRICT COMPARES TO OTHERS</p>  <p>MIRS Analysis (November 6, 2018): In the 3rd District, U.S. Rep. Justin AMASH (R-Cascade Twp.) survived a deteriorating Republican brand in Kent and Calhoun counties to win a fifth term in Congress. The libertarian-leaning Amash managed to genuinely separate himself from Trump and Republican leadership while Democratic opponent Cathy ALBRO struggled with raising funds.</p> <p>Without the attention of the Democratic Congressional Committee, the Middleville owner of an education-focused childcare center found herself often left to her own devices.</p>		<p>Vergennes Township Montcalm County (part) Eureka Township Greenville city (part)</p>															
4 th	Mecosta Montcalm	<p>John Moolenaar (R-Midland) <i>Member, Appropriations</i></p>  <table border="1" data-bbox="569 1192 1171 1333"> <thead> <tr> <th>Percent</th> <th>Candidate</th> <th>Party</th> <th>Votes</th> <th>Winner</th> </tr> </thead> <tbody> <tr> <td>62.6%</td> <td>John Moolenaar*</td> <td>GOP</td> <td>178,512</td> <td>✓</td> </tr> <tr> <td>37.4%</td> <td>Jerry Hilliard</td> <td>Dem</td> <td>106,539</td> <td></td> </tr> </tbody> </table>	Percent	Candidate	Party	Votes	Winner	62.6%	John Moolenaar*	GOP	178,512	✓	37.4%	Jerry Hilliard	Dem	106,539		2015-Present	<p>Mecosta County Montcalm County (part) Belvidere Township Bloomer Township Bushnell Township Carson City city Cato Township Crystal Township Day Township Douglass Township Evergreen Township Fairplain Township Ferris Township Greenville city (part) Home Township Maple Valley Township Montcalm Township Pierson Township Pine Township Reynolds Township Richland Township</p>
Percent	Candidate	Party	Votes	Winner															
62.6%	John Moolenaar*	GOP	178,512	✓															
37.4%	Jerry Hilliard	Dem	106,539																

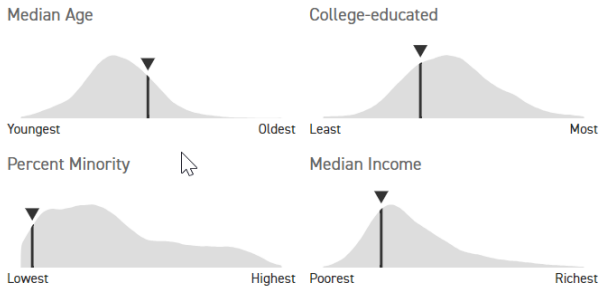
VOTING HISTORY

For this seat

For president



HOW THIS DISTRICT COMPARES TO OTHERS


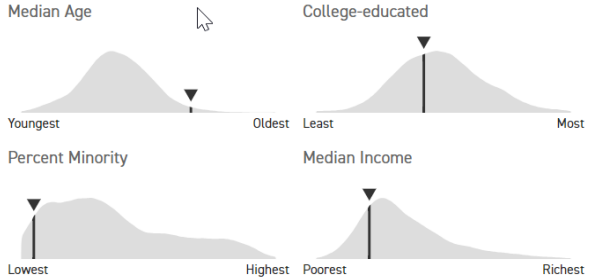



Sidney Township
Stanton city
Winfield Township

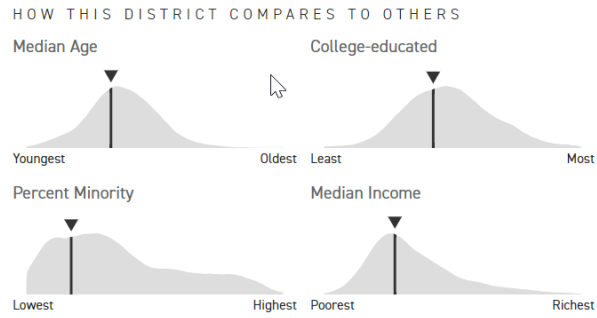
Michigan Association of Chiropractors (MAC) District 8

Counties: Alcona, Alger, Alpena, Antrim, Arenac, Baraga, Benzie, Charlevoix, Cheboygan, Chippewa, Clare, Crawford, Delta, Dickinson, Emmet, Gladwin, Gogebic, Grand Traverse, Houghton, Iosco, Iron, Kalkaska, Keweenaw, Lake, Leelanau, Luce, Mackinac, Manistee, Marquette, Mason, Menominee, Missaukee, Montmorency, Ogemaw, Ontonagon, Osceola, Oscoda, Otsego, Presque Isle, Roscommon, Schoolcraft, Wexford

MAC District 8 Congressional Districts

District	County	Incumbent (Party-Hometown)	Assumed Office	Communities Represented															
1 st	Alcona Alger Alpena Antrim Baraga Benzie Charlevoix Cheboygan Chippewa Crawford Delta Dickinson Emmet Gogebic Grand Traverse Houghton Iron County Kalkaska Keweenaw Leelanau Luce Mackinac Manistee Marquette Mason Menominee Montmorency Ontonagon Oscoda Otsego Presque Isle	<p>Jack Bergman (R-Watersmeet) <i>Member, Armed Services, Veterans Affairs</i></p>  <table border="1"> <thead> <tr> <th>Percent</th> <th>Candidate</th> <th>Party</th> <th>Votes</th> <th>Winner</th> </tr> </thead> <tbody> <tr> <td>56.3%</td> <td>Jack Bergman*</td> <td>GOP</td> <td>185,752</td> <td>✓</td> </tr> <tr> <td>43.7%</td> <td>Matthew Morgan</td> <td>Dem</td> <td>144,203</td> <td></td> </tr> </tbody> </table> <p>VOTING HISTORY</p> <p>For this seat: 2012 (+1, +7, +15) 2016; For president: 2008 (+1, +8, +21) 2016</p> <p>HOW THIS DISTRICT COMPARES TO OTHERS</p>  <p>MIRS Analysis (November 6, 2018): In the 1st District,</p>	Percent	Candidate	Party	Votes	Winner	56.3%	Jack Bergman*	GOP	185,752	✓	43.7%	Matthew Morgan	Dem	144,203		2017-Present	Alcona County Alger County Alpena County Antrim County Baraga County Benzie County Charlevoix County Cheboygan County Chippewa County Crawford County Delta County Dickinson County Emmet County Gogebic County Grand Traverse County Houghton County Iron County Kalkaska County Keweenaw County Leelanau County Luce County Mackinac County Manistee County Marquette County Mason County (part) Free Soil Township Grant Township Hamlin Township (part) Meade Township Sheridan Township Sherman Township
Percent	Candidate	Party	Votes	Winner															
56.3%	Jack Bergman*	GOP	185,752	✓															
43.7%	Matthew Morgan	Dem	144,203																

	Schoolcraft	<p>U.S. Rep. Jack BERGMAN (R-Watersmeet) coasted to a second term over Democrat, and fellow military veteran, Matt MORGAN.</p> <p>Despite renewed questions about his Upper Peninsula residency, the 71-year-old former Three-Star General in the Marine Corps improved on his 15-point margin in a district that is trending in the Republicans' direction.</p> <p>Bergman benefited from putting a bug in Trump's ear about funding a new Soo Lock earlier this term and the Republican chief executive following through on a promise to make the long-awaited and long-needed infrastructure project a priority.</p> <p>Morgan stumbled out of the gate when he mistakenly used a P.O. Box address on his petitions as opposed to a physical address. The 46-year-old was forced to wage a successful write-in campaign during the primary to make the General Election ballot.</p>		<p>Victory Township Menominee County Montmorency County Ontonagon County Oscoda County Otsego County Presque Isle County Schoolcraft County</p>																				
2 nd	Mason	<p>Bill Huizenga (R-Zeeland)</p>  <table border="1"> <thead> <tr> <th>Percent</th> <th>Candidate</th> <th>Party</th> <th>Votes</th> <th>Winner</th> </tr> </thead> <tbody> <tr> <td>55.3%</td> <td>Bill Huizenga*</td> <td>GOP</td> <td>169,349</td> <td>✓</td> </tr> <tr> <td>43%</td> <td>Rob Davidson</td> <td>Dem</td> <td>131,621</td> <td></td> </tr> <tr> <td>1.7%</td> <td>Other</td> <td></td> <td>5,239</td> <td></td> </tr> </tbody> </table> <p>VOTING HISTORY</p> <p>For this seat For president</p> <p>2012 +27 +30 +30 2016 2008 +2 +13 +18 2016</p>	Percent	Candidate	Party	Votes	Winner	55.3%	Bill Huizenga*	GOP	169,349	✓	43%	Rob Davidson	Dem	131,621		1.7%	Other		5,239		2011-Present	<p>Mason County (part) Amber Township Branch Township Custer Township Eden Township Hamlin Township (part) Logan Township Ludington city Pere Marquette Township Riverton Township Scottville city Summit Township</p>
Percent	Candidate	Party	Votes	Winner																				
55.3%	Bill Huizenga*	GOP	169,349	✓																				
43%	Rob Davidson	Dem	131,621																					
1.7%	Other		5,239																					



MIRS Analysis (November 6, 2018): In the 2nd District, U.S. Rep. Bill HUIZENGA (R-Zeeland) swatted Democrat Dr. Rob DAVIDSON in the most competitive West Michigan congressional district in decades.

Huizenga captured the population bases in Ottawa and Muskegon while Davidson managed support in some of the district's smaller counties.

The emergency room doctor managed to raise around \$1 million and benefited from the Michigan Democratic Party making an issue about Huizenga's use of campaign funds to buy expensive meals in out-of-state vacation locations like DisneyWorld.

Huizenga found himself on his heels defending his support to eliminate the Affordable Care Act (ACA). Instead, he looked for ways to change the conversation to one about the country's improving economy and preserving local economic drivers like the S.S. Badger coal-fired ferry from Ludington to Wisconsin.

4th

Clare
Gladwin
Missaukee
Ogemaw
Osceola
Roscommon
Wexford

John Moolenaar (R-Midland)
Member, Appropriations

2015-Present

Clare County
Gladwin County
Missaukee County
Ogemaw County
Osceola County
Roscommon County
Wexford County

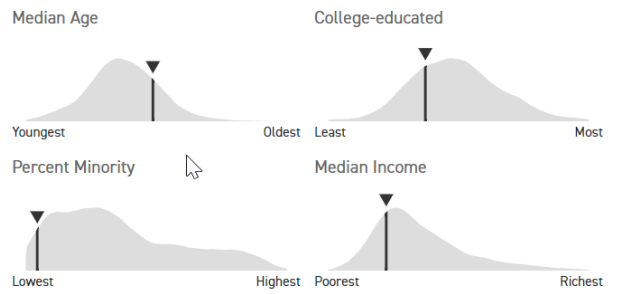
Percent	Candidate	Party	Votes	Winner
62.6%	John Moolenaar*	GOP	178,512	✓

37.4% Jerry Hilliard Dem 106,539

VOTING HISTORY



HOW THIS DISTRICT COMPARES TO OTHERS



5th

Arenac Iosco

Dan Kildee (D-Flint)
Member, Ways and Means



Percent	Candidate	Party	Votes	Winner
59.5%	Daniel Kildee*	Dem	164,521	✓
35.9%	Travis Wines	GOP	99,269	
4.6%	Other		12,645	

VOTING HISTORY



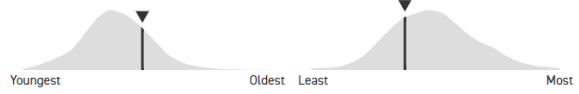
2013-Present

Arenac County Iosco County

HOW THIS DISTRICT COMPARES TO OTHERS

Median Age

College-educated



Percent Minority

Median Income



MAC District 3 State Senate Districts

District	County	Incumbent (Party-Hometown)	Term	Communities Represented
11 th	Oakland	<p>Jeremy Moss (D-Southfield) <i>Assistant Minority Leader</i></p> <p>Estimated Democratic Base = 73.41%</p> <p>During the 2017-2018 legislative session, while a member of the Michigan House, he voted against Mayor Duggan’s “Driver’s Choice” auto no-fault plan</p> <p>Former two-term state representative (2015-2018)), former legislative aide, youngest person ever elected to Southfield City Council</p>	First	<p>Oakland County (part)</p> <p>Farmington city</p> <p>Farmington Hills city</p> <p>Ferndale city</p> <p>Hazel Park city</p> <p>Huntington Woods city</p> <p>Lathrup Village city</p> <p>Madison Heights city</p> <p>Oak Park city</p> <p>Pleasant Ridge city</p> <p>Royal Oak Township</p> <p>Southfield city</p>
12 th	Oakland	<p>Rosemary Bayer (D-Beverly Hills) <i>Assistant Minority Whip</i></p> <p>Estimated GOP Base = 54.2%</p> <p>Information technology executive</p> <p>This seat was one of the five picked up by Democrats in the “Blue Wave” election of 2018</p> <p>Gongwer Analysis (November 6, 2018): Beverly Hills Democrat Rosemary Bayer delivered part of Oakland County to her party Tuesday after the final precincts reported lifted her over Rep. Michael McCready (R-Bloomfield Hills) in a tough 12th Senate District contest amidst shifting demographics and Democratic enthusiasm. Ms. Bayer took 49.3 percent of the vote and Mr. McCready earned 48.6 percent with all precincts reporting.</p> <p>Ms. Bayer flipped the seat to Democratic control by putting her head down and working hard throughout the Republican-leaning district, capitalizing on Democratic enthusiasm, solid party support during the home stretch, shifting district demographics and softening support for Mr. Trump in Oakland County.</p> <p>MIRS Analysis (November 6, 2018): Rosemary BAYER, the executive director of a women-to-technology jobs foundation, narrowly edged by 935 votes moderate Rep. Mike MCCREADY (R-Birmingham), whose geographical</p>	First	<p>Oakland County (part)</p> <p>Addison Township</p> <p>Auburn Hills city</p> <p>Bloomfield Township</p> <p>Independence Township</p> <p>Keego Harbor city</p> <p>Oakland Township</p> <p>Orion Township</p> <p>Oxford Township</p> <p>Pontiac city</p> <p>Southfield Township</p> <p>Sylvan Lake city</p> <p>Village of Clarkston city</p>

		<p>advantage wasn't enough to overcome the Pink Wave in Oakland County.</p> <p>McCready has represented the population-heavy Bloomfield Township for six years and had opportunities to provide conservative Republicans in Oakland County's northern areas with a better option than the Democrat.</p> <p>However, Bayer benefited from having lived in three different parts of the 12th at various times in her life. Her experience in giving women and girls a leg up in an industry under-represented by females was a big selling point.</p>		
13 th	Oakland	<p>Mallory McMorrow (R-Royal Oak) <i>Assistant Minority Floor Leader</i> <i>Member, Insurance and Banking Committee</i></p> <p>Estimated GOP Base = 52.84%</p> <p>Former product designer, Mattel (Hot Wheels line), more than a decade of experience in product design, media and advertising through her work with Mazda, Mattel, Gawker Media, Hearst, and other global brands</p> <p>This seat was one of the five picked up by Democrats in the "Blue Wave" election of 2018</p> <p>Gongwer Analysis (November 6, 2018): Royal Oak Democrat Mallory McMorrow scored a big win in the 13th Senate District by sending well-known Sen. Marty Knollenberg (R-Troy) home from Lansing in a tough race that highlighted the shifting sands in Oakland County and increased Democratic enthusiasm. According to unofficial results with 100 percent of precincts reporting, Ms. McMorrow put the seat in Democratic hands with 51.8 percent of the vote and 48 percent for Mr. Knollenberg.</p> <p>Ms. McMorrow was able to flip the district blue with an energetic campaign in a charged political environment favoring Democrats in Oakland County. Huge sums of money, heavy advertising, hard campaigning and name recognition were not enough in the end to save Mr. Knollenberg.</p>	First	<p>Oakland County (part)</p> <ul style="list-style-type: none"> Berkley city Birmingham city Bloomfield Hills city Clawson city Rochester city Rochester Hills city Royal Oak city Troy city

		<p>MIRS Analysis (November 6, 2018): She may be originally from New Jersey and made a career for herself in California, but Mallory McMORROW will be representing Royal Oak and Birmingham in the Michigan Senate starting Jan. 1.</p> <p>The products and clothing designer rode the pink wave and some slick videos to unseat Sen. Marty KNOLLENBERG (R-Troy), who ended up outraising the Democrat roughly 2:1.</p> <p>Despite moderating his message, making genuine attempts to connect with women and pushing hard for his district on such issues as making sure Troy didn't have to pay for Interstate 75 improvements, Knollenberg struggled in an Oakland County district where Trump's Republican brand is dirt.</p>		
14 th	Oakland	<p>Ruth Johnson (R-Holly) <i>Member, Health Policy and Human Services Committee</i></p> <p>Estimated GOP Base = 58.67%</p> <p>Former Michigan Secretary of State (2011-2018), former state Representative (1999-2004), former Oakland County Clerk/Register of Deeds (2005-2006), GOP nominee for Lt. Governor, 2006</p> <p>Gongwer Analysis (November 6, 2018): Secretary of State Ruth Johnson cruised to victory in the 14th Senate District, keeping the seat in Republican hands after defeating Grand Blanc Democrat Renee Watson. Unofficial results with all precincts reporting had Ms. Johnson with 60.1 percent of the vote and Ms. Watson with 37.4 percent.</p> <p>The race was expected to be Ms. Johnson's to lose, although it was slightly on the radar due to the dynamics in Oakland County having the potential to make it closer than expected.</p>	First	<p>Oakland County (part)</p> <ul style="list-style-type: none"> Brandon Township Fenton city Groveland Township Highland Township Holly Township Lake Angelus city Rose Township Springfield Township Waterford Township
15 th	Oakland	<p>Jim Runestad (R-White Lake) <i>Assistant Majority Caucus Chairperson</i></p> <p>Estimated GOP Base = 55.58%</p> <p>During the 2017-2018 legislative session, while a</p>	First	<p>Oakland County (part)</p> <ul style="list-style-type: none"> Commerce Township Lyon Township Milford Township Northville city Novi city

	<p>member of the Michigan House, he voted against Mayor Duggan's "Driver's Choice" auto no-fault plan</p> <p>Former two-term state Rep. Jim Runestad (2015-2018), former Oakland County Commissioner, insurance agent</p> <p>Gongwer Analysis (November 6, 2018): Republicans held the 15th Senate District after a major scare in the final stretch of the race, with Rep. Jim Runestad (R-White Lake) besting West Bloomfield Democrat Julia Pulver in a hard-fought and far more expensive-than-expected battle in what was initially considered to be a safe Republican seat. Mr. Runestad had 51.6 percent of the vote and Ms. Pulver 48.3 percent based on unofficial results with all precincts reporting.</p> <p>Mr. Runestad came away with the win to hold the seat for Republicans despite a vigorous effort by Ms. Pulver on traditionally conservative turf, serving notice to the GOP that what was crafted as a safe seat is no longer the case. Huge money and advertising from Senate Republicans was needed in the home stretch to get Mr. Runestad across the finish line in a seat won by the GOP by 17 points four years ago.</p> <p>MIRS Analysis (November 6, 2018): Rep. Jim RUNESTAD (R-White Lake), a proven commodity in conservative circles, survived an aggressive challenge from Democrat Julie PULVER, a registered nurse with no prior election experience, 52 to 48 percent.</p> <p>The House Judiciary Committee and former Oakland County Commissioner stayed focused after the primary election showed him with 3,643 votes behind Pulver. Initially under-funded, the mother of four children was not on the front page of the Senate Democratic Fund's blueprint, until her resilience in this year's pro-woman atmosphere produced those primary numbers that were hard to ignore.</p>		<p>Novi Township Orchard Lake city South Lyon city Walled Lake city West Bloomfield Township White Lake Township Wixom city</p>
--	---	--	---

MAC District 3 State House Districts

District	County	Incumbent (Party-Hometown)	Term	Communities Represented
26 th	Oakland	<p>Jim Ellison (D-Royal Oak) <i>Member, Health Policy Committee</i></p> <p>Democratic Base = 56.34%</p> <p>During 2017-2018 session, he voted against Mayor Duggan's "Driver's Choice" auto no-fault plan</p> <p>Served seven terms as mayor of Royal Oak, former Royal Oak City Commissioner</p>	Second	<p>Oakland County (part)</p> <p>Madison Heights city</p> <p>Royal Oak city</p>
27 th	Oakland	<p>Robert Wittenberg (D-Oak Park) <i>Minority Vice Chair, Insurance Committee</i></p> <p>Democratic Base = 74.13%</p> <p>During 2017-2018 session, he voted against Mayor Duggan's "Driver's Choice" auto no-fault plan</p> <p>Former insurance agent</p>	Third	<p>Oakland County (part)</p> <p>Berkley city</p> <p>Ferndale city</p> <p>Hazel Park city</p> <p>Huntington Woods city</p> <p>Oak Park city</p> <p>Pleasant Ridge city</p> <p>Royal Oak Township</p>
29 th	Oakland	<p>Brenda Carter (D-Pontiac) <i>Member, Insurance Committee</i></p> <p>Democratic Base = 72.4%</p> <p>Speaker for Improved Benevolent Protective order of the Elks and organizer of the Million Woman March, President of Pontiac School Board, president of Michigan Association of School Board Directors</p>	First	<p>Oakland County (part)</p> <p>Auburn Hills city</p> <p>Keego Harbor city</p> <p>Orchard Lake Village city</p> <p>Pontiac city</p> <p>Sylvan Lake city</p>
35 th	Oakland	<p>Kyra Harris Bolden (D-Southfield) <i>Assistant Minority Leader</i> <i>Member, Insurance Committee</i> <i>Member, Committee on Reducing Car Insurance Rates</i></p> <p>Democratic Base = 82.30%</p> <p>Attorney, Commissioner on the Total Living Commission for the City of Southfield</p>	First	<p>Oakland County (part)</p> <p>Lathrup Village city</p> <p>Southfield city</p> <p>Southfield Township</p>
37 th	Oakland	<p>Christine Greig (D-Farmington Hills) <i>House Democratic Leader</i></p>	Third	<p>Oakland County (part)</p> <p>Farmington city</p> <p>Farmington Hills city</p>

		<p>Democratic Base = 59.24%</p> <p>During 2017-2018 session, she voted against Mayor Duggan's "Driver's Choice" auto no-fault plan</p> <p>More than 20 years of experience in the business community</p>		
38 th	Oakland	<p>Kathy Crawford (R- Novi)</p> <p>GOP Base = 56.68%</p> <p>During 2017-2018 session, she voted against Mayor Duggan's "Driver's Choice" auto no-fault plan</p> <p>Professional in the field of aging for more than 30 years in Oakland County, one of the founders of the Michigan Association of Senior Centers, assisted the State of Michigan in writing the rules to certify professionals in the field of aging and was Michigan's second senior center director to become certified, retired from the City of Novi in 2004 to launch her own business, Kathy Crawford Communications</p> <p>Gongwer Analysis (November 6, 2018): Rep, Kathy Crawford (R- Novi) pulled off a narrow victory over Democratic challenger Kelly Breen, a Novi City Councilmember. Ms. Crawford won by 591 votes. Ms. Breen's strength in Novi was outweighed by Lyon Township and other communities.</p> <p>MIRS Analysis (November 6, 2018): Here's another district that Republicans should not have had to defend, but the GOP put \$456,000 to keep Rep. Kathy CRAWFORD (R- Novi) in her seat and keep Democrat Kelly BREEN from snatching it away. Crawford won 49 percent to 48 percent.</p>	Third	<p>Oakland County (part)</p> <p>Lyon township</p> <p>Northville city</p> <p>Novi city</p> <p>Novi Township</p> <p>South Lyon city</p> <p>Walled Lake city</p>
39 th	Oakland	<p>Ryan Berman (R- Commerce Township)</p> <p><i>Member, Insurance Committee</i></p> <p>GOP Base = 54.46%</p> <p>Attorney, reserve police officer, Republican Party activist</p> <p>This district was widely expected to flip to the</p>	First	<p>Oakland County (part)</p> <p>Commerce Township</p> <p>West Bloomfield Township (part)</p>

		<p>Democrats until their candidate was accused of embezzling \$100,000 in campaign funds from Oakland County Treasurer Andy Meisner while serving as his campaign record keeper</p> <p>GONGWER Analysis (November 6, 2018): Republican Ryan Berman of Commerce Township was able to win comfortably over a Democratic candidate with pending criminal charges of embezzlement. Mr. Berman received 54 percent of the vote while Jennifer Suidan of Wolverine Lake received 42 percent. He keeps the seat now held by Rep. Klint Kesto (R-Commerce Township) in the GOP column.</p>		
40 th	Oakland	<p>Mari Manoogian (D-Birmingham) <i>Assistant Democratic Whip</i></p> <p>GOP Base = 56.7%</p> <p>Graduate of Elliott School of International Affairs at the George Washington University who interned for then-Congressman John D. Dingell, the Council on Foreign Relations, and for Ambassador Samantha Power at the U.S. Mission to the United Nations, worked in the Office of English Language Programs at the U.S. Department of State</p> <p>Gongwer Analysis (November 6, 2018): Democrat Mari Manoogian of Birmingham took a 7,000-vote lead over Republican David Wolkinson of West Bloomfield. She won 56.5 percent to 43.4 percent. It is a remarkable turn of events in a onetime Republican bastion.</p> <p>MIRS Analysis (November 6, 2018): Democrat Mari MANOOGIAN seemed to have this race sewn up from the start. A soft Republican district now held by Rep. Michael McCREADY (R-Birmingham), the district was very susceptible given the wider political atmosphere. And Republicans didn't give much support to her GOP opponent David WOLKINSON. The final tally was 55 percent to 45 percent.</p>	First	<p>Oakland County (part) Birmingham city Bloomfield Township Bloomfield Hills city West Bloomfield Township (part)</p>
41 st	Oakland	<p>Padma Kuppa (D-Troy) <i>Assistant Democratic Whip</i></p> <p>GOP Base = 54.24%</p>	First	<p>Oakland County (part) Clawson city Troy city</p>

		<p>Business analyst in auto finance</p> <p>Gongwer Analysis (November 6, 2018): Democrat Padma Kuppa of Troy defeated Republican Doug Tietz of Troy in another once-unthinkable Democratic incursion onto longtime GOP turf.</p> <p>MIRS Analysis (November 6, 2018): One of the most contested races in the state, this district currently held by Rep. Martin HOWRYLAK (R-Troy) generated big spending. Padma KUPPA raised almost \$122,000 after the primary and the party tossed in another \$50,000. Not to be outdone, Republicans tossed in \$92,000 on behalf of their candidate Doug TIETZ. Kuppa pulled off the victory 53 percent to 47 percent.</p>		
43 rd	Oakland	<p>Andrea Schroeder (R-Independence Township)</p> <p>GOP Base = 62.31%</p> <p>Former Trustee on Independence Township Board, director of ACE Academy</p> <p>Gongwer Analysis (November 6, 2018): Republicans said their spending on Republican Andrea Schroeder of Clawson in the 43rd House District was an insurance policy and it paid off. Ms. Schroeder won with 56.4 percent of the vote over Democrat Nicole Breadon of Clawson, who received 43.4 percent.</p>	First	<p>Oakland County (part)</p> <p>Independence township</p> <p>Lake Angelus city</p> <p>Village of Clarkston city</p> <p>Waterford township (part)</p>
44 th	Oakland	<p>Matt Maddock (R-Milford)</p> <p>GOP Base = 65.93%</p> <p>Private investigator and bail bondsman, campaigned for Trump in 2016</p>	First	<p>Oakland County (part)</p> <p>Highland township</p> <p>Milford township</p> <p>Springfield township</p> <p>Waterford township (part)</p> <p>White Lake township</p>
45 th	Oakland	<p>Michael Webber (R-Rochester Hills)</p> <p><i>Assistant Majority Floor Leader</i></p> <p><i>Member, Insurance Committee</i></p> <p>GOP Base – 59.67%</p> <p>During 2017-2018 session, he voted against Mayor Duggan’s “Driver’s Choice” auto no-fault plan</p>	Third	<p>Oakland County (part)</p> <p>Oakland township (part)</p> <p>Rochester city</p> <p>Rochester Hills city</p>

		Licensed insurance agent		
46 th	Oakland	<p>John Reilly (R-Oakland)</p> <p>GOP Base = 67.96%</p> <p>During 2017-2018 session, he voted for Mayor Duggan's "Driver's Choice" auto no-fault plan</p> <p>Worked for 20 years in automotive test engineering before starting his own home service business, Log Cabin Handyman, which he has owned and operated for the past 14 years</p>	Second	<p>Oakland County (part)</p> <p>Addison township</p> <p>Brandon township</p> <p>Oakland township (part)</p> <p>Orion township</p> <p>Oxford township</p>
51 st	Oakland	<p>Mike Mueller (R-Linden)</p> <p><i>Member, Health Policy Committee</i></p> <p>GOP Base = 60.72%</p> <p>US Navy Veteran, Livingston County Sheriff's Deputy, family farmer</p> <p><i>Gongwer Analysis</i> (November 6, 2018): Democrats didn't get a miracle with long-time former Linden Mayor David Lossing in the 51st House District. Republicans held onto this seat with Mike Mueller of Linden receiving 59.9 percent of the vote.</p>	First	<p>Oakland County (part)</p> <p>Fenton city</p> <p>Groveland township</p> <p>Holly township</p> <p>Rose township</p>